

**SURVIVAL OF THE FITTEST? THE REBRANDING  
OF WEST VIRGINIA HIGHER EDUCATION**

**EXCERPT: APPENDICES AND  
CURRICULUM VITAE**

James Martin Owston, EdD  
Marshall University  
College of Education and Human Services

Dissertation submitted to the Faculty of the  
Marshall University Graduate College  
in partial fulfillment of the  
requirement for the degree of

Doctor of Education  
in  
Educational Leadership

Committee Chair, Barbara L. Nicholson, PhD  
Powell E. Toth, PhD  
H. Keith Spears, EdD  
Charles H. Polk, EdD

Huntington, West Virginia, 2007

Keywords: Higher education, rebranding, brand identity, college-to-university

Copyright 2007 by James Martin Owston

## APPENDICES

APPENDIX A: CITI COURSE COMPLETION RECORD	857
APPENDIX B: MARSHALL UNIVERSITY IRB APPROVAL	860
APPENDIX C: U.S. HIGHER EDUCATION REBRANDING 1996-2005	862
APPENDIX D: REGIONAL ACCREDITING BODIES	865
APPENDIX E: WV COLLEGE-TO-UNIVERSITY ENROLLMENT TRENDS	867
APPENDIX F: ENROLLMENT WEST VIRGINIA SCHOOLS 1996-2000	869
APPENDIX G: ENROLLMENT WEST VIRGINIA SCHOOLS 2000-2005	871
APPENDIX H: AVERAGE 4 YEAR RESIDENT TUITION RATES BY STATE	873
APPENDIX I: WEST VIRGINIA PUBLIC 2006 INSTITUTION GENERAL TUITION RATES	876
APPENDIX J: COVER LETTER (APPALACHIAN SCHOOLS)	878
APPENDIX K: COVER LETTER (NON-APPALACHIAN SCHOOLS)	881
APPENDIX L: ANONYMOUS CONSENT FORM	884
APPENDIX M: SURVEY INSTRUMENT	887
APPENDIX N: INSTITUTIONS FOR PHASE TWO SURVEYS	892
APPENDIX O: PERMISSION TO MODIFY SURVEY INSTRUMENT	895
APPENDIX P: SURVEY WEB SITE GATEWAY	897
APPENDIX Q: SURVEY WEB SITE	899
APPENDIX R: PERMISSION TO REPRODUCE SURVEY WEB SITE	905
APPENDIX S: SURVEY RESULTS	907
APPENDIX T: INFORMED CONSENT INTERVIEW SUBJECTS	924
APPENDIX U: SAMPLE FIELD NOTES (TELEPHONE INTERVIEW) (ABRIDGED) WITH THEMATIC DESCRIPTORS	927
APPENDIX V: SAMPLE FIELD NOTES (LIVE INTERVIEW) WITH THEMATIC DESCRIPTORS	932
APPENDIX W: SUBREGIONS OF APPALACHIA	942
APPENDIX X: COLLEGE-TO-UNIVERSITY CHANGES 1996 – 2001 GRADUATE PROGRAMS – YEAR OF NAME CHANGE	945
APPENDIX Y: COLLEGE-TO-UNIVERSITY CHANGES 1996 – 2001 GRADUATE PROGRAMS – 5 YEARS AFTER NAME CHANGE	949
APPENDIX Z: WV HIGHER EDUCATIONAL TRANSFORMATIONS	953
West Virginia Governing Boards	954
West Virginia Public Institutions (Four-Year, Medical, and Divisional)	954
West Virginia Community and Technical Colleges	958
West Virginia Private Institutions	959
West Virginia Proprietary Institutions	961
APPENDIX AA: STATEWIDE UNIVERSITY DESIGNATION CHANGES	962
APPENDIX AB: THANK YOU LETTER FROM SEN. ROBERT C. BYRD	964
APPENDIX AC: SPSS OUTPUT – CORRELATION OF SURVEY RESPONSES	966
APPENDIX AD: COLLEGE-TO-UNIVERSITY CHANGES 1996 – 2001 ENTIRE POPULATION OF SCHOOLS	969

APPENDIX AE: COLLEGE-TO-UNIVERSITY CHANGES 1996 – 2001 ENROLLMENTS FIVE YEARS PRIOR TO CHANGE	973
APPENDIX AF: COLLEGE-TO-UNIVERSITY CHANGES 1996 – 2001 ENROLLMENTS FIVE YEARS AFTER CHANGE	977
APPENDIX AG: COLLEGE-TO-UNIVERSITY CHANGES 1996 – 2001 INCREMENTAL ENROLLMENT FIVE YEARS PRIOR TO CHANGE	981
APPENDIX AH: COLLEGE-TO-UNIVERSITY CHANGES 1996 – 2001 INCREMENTAL ENROLLMENT CHANGES 5 YEARS AFTER CHANGE	985
APPENDIX AI: COLLEGE-TO-UNIVERSITY CHANGES 1996 – 2001 MEAN OF INCREMENTAL ENROLLMENTS	989
APPENDIX AJ: COLLEGE-TO-UNIVERSITY CHANGES 1996 – 2001 ENROLLMENT PAIRED SAMPLES TEST	993
APPENDIX AK: RELIGIOUS AFFILIATIONS OF STUDY SCHOOLS	996
APPENDIX AL: CHI-SQUARE TEST FOR ENROLLMENT VARIABLES	1000
APPENDIX AM: VARIABLE CORRELATIONS FOR 103 SCHOOLS	1004
APPENDIX AN: COLLEGE-TO-UNIVERSITY CHANGES 1996 – 2001 CARNEGIE CLASSIFICATION RATINGS	1006
APPENDIX AO: COLLEGE-TO-UNIVERSITY CHANGES 1996 – 2001 CARNEGIE CLASSIFICATION RATINGS PAIRED SAMPLED T-TEST	1010
APPENDIX AP: COLLEGE-TO-UNIVERSITY CHANGES 1996 – 2001 POINT VALUES OF GRADUATE PROGRAMS	1012
APPENDIX AQ: COLLEGE-TO-UNIVERSITY CHANGES 1996 – 2001 DEGREE PROGRAMS PAIRED SAMPLED T-TEST	1016
APPENDIX AR: COLLEGE-TO-UNIVERSITY CHANGES 1996 – 2001 ACCREDITING BODIES PAIRED SAMPLED T-TEST	1018
APPENDIX AS: COLLEGE-TO-UNIVERSITY CHANGES 1996 – 2001 SELECTIVITY PAIRED SAMPLED T-TEST	1020
APPENDIX AU: COLLEGE-TO-UNIVERSITY CHANGES 1996 – 2001 INCREMENTAL TUITION PAIRED SAMPLED T-TEST	1025
APPENDIX AV: COLLEGE-TO-UNIVERSITY CHANGES 1996 – 2001 TUITION FIVE YEARS PRIOR TO CHANGE	1027
APPENDIX AW: COLLEGE-TO-UNIVERSITY CHANGES 1996 – 2001 TUITION FIVE YEARS AFTER CHANGE	1031
APPENDIX AX: COLLEGE-TO-UNIVERSITY CHANGES 1996 – 2001 INCREMENTAL TUITION CHANGES FIVE YEARS PRIOR TO CHANGE	1035
APPENDIX AY: COLLEGE-TO-UNIVERSITY CHANGES 1996 – 2001 INCREMENTAL TUITION CHANGES FIVE YEARS AFTER CHANGE	1039
APPENDIX AZ: COLLEGE-TO-UNIVERSITY CHANGES 1996 – 2001 MEAN OF INCREMENTAL TUITION CHANGES	1043
APPENDIX BA: COLLEGE-TO-UNIVERSITY CHANGES 1996 – 2001 INSTITUTIONS BY INDEPENDENT VARIABLES	1047

## **APPENDIX A: CITI COURSE COMPLETION RECORD**



## APPENDIX A: CITI COURSE COMPLETION RECORD

### CITI Course in The Protection of Human Research Subjects

Monday, October 9, 2006

#### CITI Course Completion Record # 375683 for James Owston

To whom it may concern:

On 10/9/2006, *James Owston* (username=jowston; Employee Number=) completed all *CITI Program* requirements for the *Basic CITI Course in The Protection of Human Research Subjects*.

**Learner Institution:** *Marshall University*

**Learner Group:** *Group 4. IRB #2 Investigators and Staff*

**Learner Group Description:** *Join this group to take the Basic Course designed for IRB #2 investigators and staff.*

*If you are unsure as to which course you are required to complete, contact the Marshall University Office of Research Integrity education coordinator, Bruce Day at 696-4303 or by E-mail*

**Contact Information:**

Gender: Male

Department: Leadership

Which course do you plan to take?: Social & Behavioral Investigator Course Only

Role in human subjects research: Interviewer

Mailing Address:

211 Beaver Avenue

Beckley

WV

25801

USA

Email: jowston@mountainstate.edu

Office Phone: 304-929-1356

Home Phone: 304-575-3809

## APPENDIX A: CITI COURSE COMPLETION RECORD (continued)

<b>The Required Modules for <i>Group 4. IRB #2 Investigators and Staff</i> are:</b>	<b>Date completed</b>
Introduction	10/09/06
Students in Research - SBR	10/09/06
History and Ethical Principles - SBR	10/09/06
Defining Research with Human Subjects - SBR	10/09/06
The Regulations and The Social and Behavioral Sciences - SBR	10/09/06
Assessing Risk in Social and Behavioral Sciences - SBR	10/09/06
Informed Consent – SBR	10/09/06
Privacy and Confidentiality - SBR	10/09/06
Research with Children - SBR	10/09/06
Internet Research – SBR	10/09/06
Marshall University.	10/09/06

<b>Additional optional modules completed:</b>	<b>Date completed</b>
---	-----------------------

**For this Completion Report to be valid, the learner listed above must be affiliated with a CITI participating institution. Falsified information and unauthorized use of the CITI course site is unethical, and may be considered scientific misconduct by your institution.**

Paul Braunschweiger Ph.D.  
Professor, University of Miami  
Director Office of Research Education  
CITI Course Coordinator

## **APPENDIX B: MARSHALL UNIVERSITY IRB APPROVAL**



Office of Research Integrity  
Institutional Review Board

Monday, November 27, 2006

Barbara Nicholson, Ph.D.  
Leadership Studies Department  
MUGC/Education  
S. Charleston, WV.

RE: IRB Study # 9001                      At: Marshall IRB 2

Dear Dr. Nicholson:


**Protocol Title:**  
Survival of the Fittest? The Rebranding of West Virginia Higher Education

**Expiration Date:** 11/26/2007  
**Our Internal #:** 3002  
**Type of Change:** (Other)                      Expedited  
**Expedited ?:** ☒  
**Date of Change:** 11/27/2006  
**Date Received:** 11/27/2006  
**On Meeting Date:** 12/20/2006

**Description:** In accordance with 45CFR46.110(a)(7), the above study and informed consent were granted Expedited approval today by the Marshall University IRB#2 Chair for the period of 12 months. The approval will expire 11/26/07. A continuing review request for this study must be submitted no later than 30 days prior to the expiration date. This study is for student James Owston.

The purpose of this study is (1) to determine whether a relationship exists between the demographic and economic factors that affect West Virginia and the amount of institutional change that has occurred; (2) to identify planning strategies for institutional transformations; and (3) to understand how administrators perceive the results.

Respectfully yours,

  
Stephen D. Cooper, Ph.D.  
Marshall University IRB#2 Chairperson

**WE ARE...MARSHALL™**

401 11th Street, Suite 1300 • Huntington, West Virginia 25701 • Tel 304/696-7320 for IRB #1 or 304/696-4303 for IRB #2 • [www.marshall.edu/ori](http://www.marshall.edu/ori)  
A State University of West Virginia • An Affirmative Action/Equal Opportunity Employer

## **APPENDIX C: U.S. HIGHER EDUCATION REBRANDING 1996-2005**

## APPENDIX C: U.S. HIGHER EDUCATION REBRANDING 1996-2005

State or Territory	Accred. Body	Total	Total Change	Rank of Change	Rank % of Change	College-to-University Rebrand	Rank University Rebrand	Rank of % University Rebrand
Alabama	SACS	55	12	16	17	1	34	34
Alaska	NWCCU	7	0	Tied 48	Tied 48	0	Tied 37	Tied 37
American Samoa	WASC	1	0	Tied 48	Tied 48	0	Tied 37	Tied 37
Arizona	HLCNCA	37	3	40	43	0	Tied 37	Tied 37
Arkansas	HLCNCA	45	11	19	13	0	Tied 37	Tied 37
California	WASC	280	37	1	32	12	3	24
Colorado	HLCNCA	44	6	31	31	1	Tied 32	Tied 31
Connecticut	NEASC	41	13	15	6	1	31	30
Delaware	MSCHE	8	0	Tied 48	Tied 48	0	Tied 37	Tied 37
District of Columbia	MSCHE	18	4	36	16	1	27	18
Florida	SACS	75	15	11	18	5	12	14
Georgia	SACS	77	33	3	3	16	1	2
Guam	WASC	2	0	Tied 48	Tied 48	0	Tied 37	Tied 37
Hawaii	WASC	13	1	47	44	0	Tied 37	Tied 37
Idaho	NWCCU	10	2	43	19	2	22	3
Illinois	HLCNCA	153	16	10	38	6	8	25
Indiana	HLCNCA	55	8	25	28	2	Tied 24	Tied 26
Iowa	HLCNCA	58	10	21	21	4	15	13
Kansas	HLCNCA	49	8	24	24	3	17	15
Kentucky	SACS	59	29	5	2	6	11	7
Louisiana	SACS	33	5	35	26	0	Tied 37	Tied 37
Maine	NEASC	28	7	28	11	0	Tied 37	Tied 37
Marshall Islands	WASC	1	0	Tied 48	Tied 48	0	Tied 37	Tied 37
Maryland	MSCHE	55	14	13	10	2	Tied 24	Tied 26
Massachusetts	NEASC	115	12	17	39	1	35	35
Michigan	HLCNCA	84	14	14	23	7	6	9
Micronesia	WASC	1	0	Tied 48	Tied 48	0	Tied 37	Tied 37
Minnesota	HLCNCA	84	33	4	4	5	13	16
Mississippi	SACS	33	0	Tied 48	Tied 48	0	Tied 37	Tied 37
Missouri	HLCNCA	78	22	8	8	13	2	4
Montana	NWCCU	21	6	30	7	1	28	20
Nebraska	HLCNCA	30	3	39	40	1	30	28
Nevada	NWCCU	8	1	45	34	0	Tied 37	Tied 37
New Hampshire	NEASC	25	8	23	5	2	23	11
New Jersey	MSCHE	47	7	29	27	5	10	6
New Mexico	HLCNCA	25	3	38	36	0	Tied 37	Tied 37
New York	MSCHE	200	34	2	22	1	36	36
North Carolina	SACS	114	8	27	45	3	20	29
North Dakota	HLCNCA	20	5	34	12	0	Tied 37	Tied 37
Northern Marianas	WASC	2	0	Tied 48	Tied 48	0	Tied 37	Tied 37

## APPENDIX C: U.S. HIGHER EDUCATION REBRANDING 1996-2005

(CONTINUED)

State or Territory	Accred. Body	Total	Total Change	Rank of Change	Rank % of Change	College-to-University Change	Rank University	Rank of % University
Ohio	HLCNCA	109	15	12	30	8	5	12
Oklahoma	HLCNCA	39	9	22	14	5	9	5
Oregon	NWCCU	43	11	18	9	4	14	8
Palau	WASC	1	0	Tied 48	Tied 48	0	Tied 37	Tied 37
Pennsylvania	MSCHE	134	24	6	20	6	7	22
Puerto Rico	MSCHE	44	10	20	15	1	Tied 32	Tied 31
Rhode Island	NEASC	12	1	46	42	1	26	10
South Carolina	SACS	51	3	41	46	1	33	32
South Dakota	HLCNCA	23	3	37	33	1	29	23
Tennessee	SACS	65	8	26	35	3	19	21
Texas	SACS	160	23	7	29	3	21	33
Utah	NWCCU	13	2	44	25	0	Tied 37	Tied 37
Vermont	NEASC	22	0	Tied 48	Tied 48	0	Tied 37	Tied 37
Virgin Islands	MSCHE	1	0	Tied 48	Tied 48	0	Tied 37	Tied 37
Virginia	SACS	71	6	33	41	4	16	17
Washington	NWCCU	57	6	32	37	3	18	19
<b>West Virginia</b>	<b>HLCNCA</b>	<b>32</b>	<b>18</b>	<b>9</b>	<b>1</b>	<b>8</b>	<b>4</b>	<b>1</b>
Wisconsin	HLCNCA	60	3	42	47	2	25	27
Wyoming	HLCNCA	8	0	Tied 48	Tied 48	0	Tied 37	Tied 37

## **APPENDIX D: REGIONAL ACCREDITING BODIES**

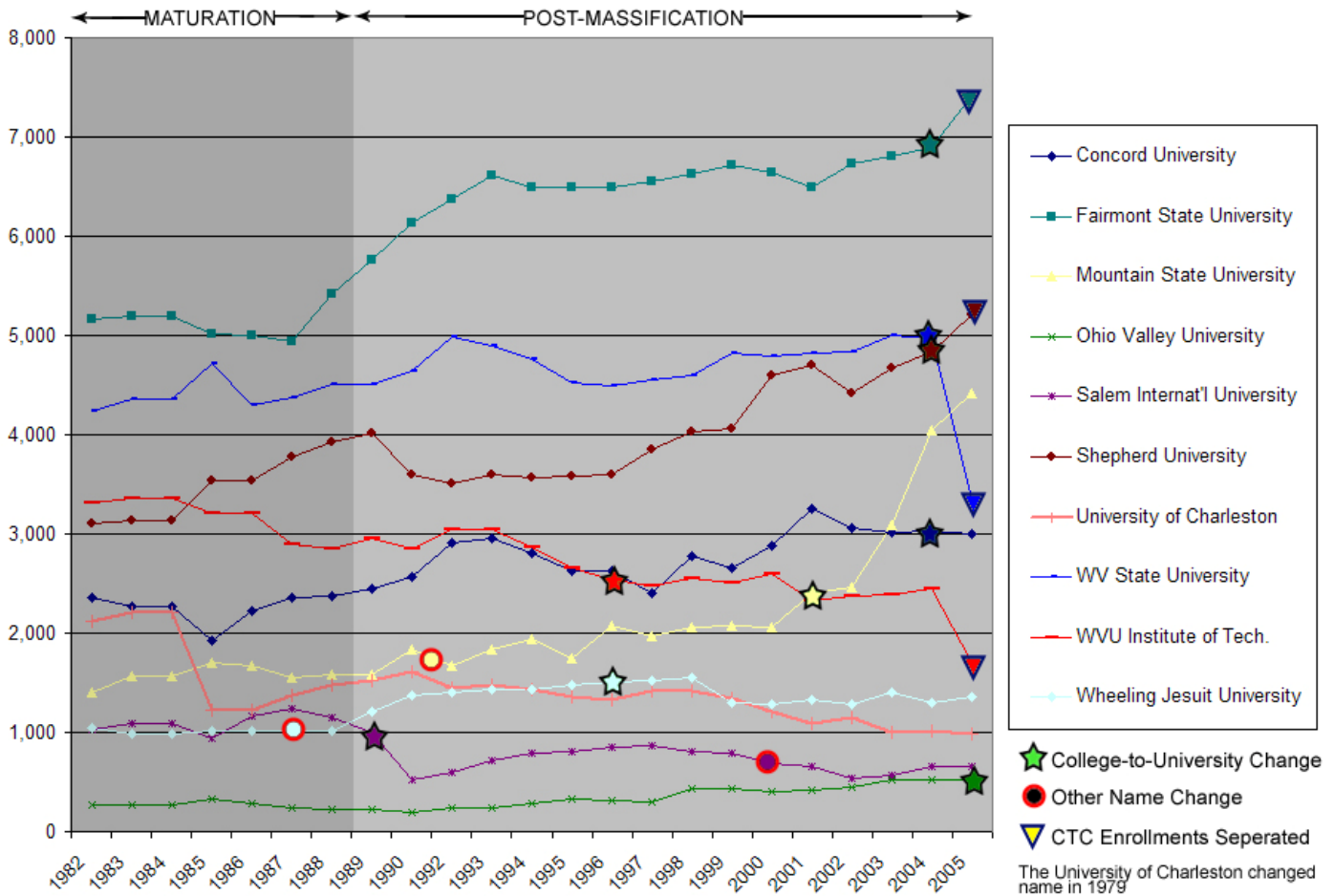


## **APPENDIX D: REGIONAL ACCREDITING BODIES**

- I. Higher Learning Commission of the North Central Association of Colleges and Schools
- II. Middle States Commission on Higher Education
- III. The New England Association of Schools and Colleges
  - A. Commission on Technical and Career Institutions
  - B. Commission on Institutions of Higher Education
- IV. The Northwest Commission on Colleges and Universities
- V. The Southern Association of Colleges and Schools
- VI. The Western Association of Colleges and Schools
  - A. Accrediting Commission for Community and Junior Colleges
  - B. Accrediting Commission for Senior Colleges and Universities

## **APPENDIX E: WV COLLEGE-TO-UNIVERSITY ENROLLMENT TRENDS**

## APPENDIX E: WV COLLEGE-TO-UNIVERSITY ENROLLMENT TRENDS



Source: HEP Higher Education Directories, 1983 — 2006.

**APPENDIX F: ENROLLMENT WEST VIRGINIA SCHOOLS 1996-2000**

## APPENDIX F: ENROLLMENT WEST VIRGINIA SCHOOLS 1996-2000

CURRENT SCHOOL NAME	1996 FTE	2000 FTE	NET GAIN OR LOSS	% GAIN OR LOSS
Alderson Broaddus College	851	736	-115	-13.51%
Appalachian Bible College	249	303	54	21.69%
Bethany College	748	718	-30	-4.01%
Bluefield State College	2,504	2,339	-165	-6.59%
Concord University	2,631	2,877	246	9.35%
Davis & Elkins College	787	647	-140	-17.79%
Fairmont State University	6,500	6,645	145	2.23%
Glenville State College	2,442	2,260	-182	-7.45%
Huntington Junior College	480	494	14	2.92%
Marshall University*	15,201	15,635	434	3.48%
Mountain State University	2,071	2,066	-5	-0.24%
Ohio Valley University	314	402	88	28.03%
Potomac State College	1,163	1,173	10	0.86%
Salem International University	855	687	-168	-19.65%
Shepherd University	3,602	4,597	995	27.62%
Southern WV CTC	3,097	2,464	-633	-20.44%
The University of Charleston	1,322	1,214	-108	-8.17%
West Liberty State College	2,435	2,579	144	5.91%
WV Northern CTC	2,720	2,749	29	1.07%
West Virginia State University	4,486	4,794	308	6.87%
WVU	21,517	22,315	798	3.71%
WVU at Parkersburg	3,631	3,485	-146	-4.02%
West Virginia University Institute of Technology	2,538	2,593	55	2.17%
WV Wesleyan	1,679	1,648	-31	-1.85%
Wheeling Jesuit University	1,511	1,281	-230	-15.22%
<b>TOTAL</b>	<b>85,334</b>	<b>86,701</b>	<b>1,367</b>	<b>1.60%</b>

\*Marshall University's 1996 numbers includes 2,740 students credited to West Virginia Graduate College.

**APPENDIX G: ENROLLMENT WEST VIRGINIA SCHOOLS 2000-2005**

## APPENDIX G: ENROLLMENT WEST VIRGINIA SCHOOLS 2000-2005

CURRENT SCHOOL NAME	2000 FTE	2005 FTE	NET GAIN OR LOSS	% GAIN OR LOSS
Alderson Broaddus College	736	789	53	7.20%
Appalachian Bible College	303	304	1	0.33%
Bethany College	718	858	140	19.50%
Bluefield State College (total w/CTC)*	2,339	4,706	2,417	101.20%
Bluefield State College (actual)	2,339	3,506	1,167	49.89%
New River CTC (estimated 3 campus sites)		1,200		
Concord University	2,877	2,993	116	4.03%
Davis & Elkins College	647	625	-22	-3.40%
Eastern WV CTC		694		
Fairmont State University (total w/CTC)	6,645	10,710	4,065	61.17%
Fairmont State University (actual)	6,645	7,423	778	11.71%
Fairmont CTC (Pierpont CTC)		3,287		
Glenville State College (total w/CTC)	2,260	1,779	-531	-21.28%
Glenville State College (actual)	2,260	1,313	-947	-41.90%
New River CTC (estimated 1 campus site)		466		
Huntington Junior College	494	739	245	49.60%
Marshall University (total w/CTC)	15,635	16,320	685	4.38%
Marshall University (actual)	15,635	13,920	-1,715	-10.97%
Marshall CTC		2,400		
Mountain State University	2,066	4,418	2,352	113.84%
Ohio Valley University	402	520	118	29.35%
Potomac State College WVU	1,173	1,304	131	11.17%
Salem International University	687	660	-27	-3.93%
Shepherd University (total w/CTC)	4,597	6,730	2,133	46.40%
Shepherd University (actual)	4,597	5,206	609	13.25%
CTC of Shepherd (Blue Ridge CTC)		1,524		
Southern WV CTC	2,464	2,580	116	4.71%
The University of Charleston	1,214	981	-233	-19.19%
West Liberty State College	2,579	2,374	-205	-7.95%
WV Northern CTC	2,749	2,837	88	3.20%
West Virginia State University (total w/CTC)	4,794	4,958	164	3.42%
West Virginia State University (actual)	4,794	3,344	-1,450	-30.25%
West Virginia State CTC		1,614		
WVU	22,315	25,255	2,940	13.17%
WVU at Parkersburg	3,485	3,722	237	6.80%
WVUIT (total w/CTC)	2,593	2,364	-229	-8.83%
WVUIT (actual)	2,593	1,698	-895	-34.52%
CTC at WVUIT		666		
WV Wesleyan	1,648	1,522	-126	-7.65%
Wheeling Jesuit University	1,281	1,356	75	5.85%
<b>TOTAL</b>	<b>86,701</b>	<b>102,108</b>	<b>14,713</b>	<b>16.97%</b>

## **APPENDIX H: AVERAGE 4 YEAR RESIDENT TUITION RATES BY STATE**



## APPENDIX H: AVERAGE 4 YEAR RESIDENT TUITION RATES BY STATE

Average Resident Tuition at 4 Year Public Schools		
Rank	State / District	Tuition
1	District of Columbia	\$3,210
2	Florida	\$3,336
3	Wyoming	\$3,515
4	Nevada	\$3,651
5	Louisiana	\$3,796
6	Utah	\$3,891
7	Georgia	\$3,913
8	New Mexico	\$3,985
9	North Carolina	\$4,063
10	West Virginia	\$4,152
11	Idaho	\$4,159
12	Alaska	\$4,195
13	Oklahoma	\$4,246
14	Hawaii	\$4,257
15	Mississippi	\$4,455
16	California	\$4,560
17	Colorado	\$4,646
18	Arizona	\$4,676
19	Alabama	\$4,915
20	South Dakota	\$4,940
21	Tennessee	\$4,974
22	New York	\$5,046
23	Kansas	\$5,149
24	Nebraska	\$5,224
25	Montana	\$5,255
26	Arkansas	\$5,298
27	North Dakota	\$5,509
28	Oregon	\$5,576
29	Washington	\$5,617
30	Kentucky	\$5,758
31	Iowa	\$5,900
32	Texas	\$5,940
33	Wisconsin	\$6,044
34	Missouri	\$6,531
35	Indiana	\$6,555
36	Virginia	\$6,558
37	Maine	\$6,583
38	Rhode Island	\$6,756
39	Connecticut	\$7,140
40	Maryland	\$7,241
41	Delaware	\$7,410
42	Minnesota	\$7,495

**APPENDIX H: AVERAGE 4 YEAR RESIDENT TUITION RATES (continued)**

<b>Rank</b>	<b>State / District</b>	<b>Tuition</b>
43	Massachusetts	\$7,585
44	Michigan	\$7,661
45	South Carolina	\$7,916
46	Illinois	\$8,133
47	Pennsylvania	\$9,041
48	New Hampshire	\$9,114
49	New Jersey	\$9,298
50	Ohio	\$9,357
51	Vermont	\$9,800

Figures from Sayre (2006, p. 18).

**APPENDIX I: WEST VIRGINIA PUBLIC 2006 INSTITUTION GENERAL  
TUITION RATES**

**APPENDIX I: WEST VIRGINIA PUBLIC 2006  
INSTITUTION GENERAL TUITION RATES**

<b>2 Year Tuition Rates</b>		
<b>School</b>	<b>Resident</b>	<b>Non Resident</b>
Blue Ridge Community & Technical College	\$2,944	\$8,518
Community & Technical College of WVU Tech	\$3,266	\$10,882
Eastern Community & Technical College	\$1,704	\$6,822
Marshall Community & Technical College	\$2,898	\$8,142
New River Community & Technical College	\$2,748	\$6,150
Pierpont Community & Technical College	\$3,212	\$7,394
Potomac State College of WVU (2 year rate)	\$2,474	\$8,066
Southern West Virginia Community & Technical College	\$1,704	\$6,822
West Virginia Northern Community & Technical College	\$1,834	\$5,818
West Virginia State Community & Technical College	\$2,766	\$7,718
WVU at Parkersburg (2 year rate)	\$1,746	\$6,168
<b>Two Year Tuition Average</b>	<b>\$2,481</b>	<b>\$7,500</b>
<b>4 Year Tuition Rates</b>		
<b>School</b>	<b>Resident</b>	<b>Non Resident</b>
Bluefield State College	\$3,066	\$6,288
Concord University	\$3,420	\$7,604
Fairmont State University	\$3,048	\$6,792
Glenville State College	\$2,904	\$7,104
Marshall University	\$3,142	\$9,016
Potomac State College of WVU (4 year rate)	\$2,680	\$7,864
Shepherd University	\$3,200	\$9,366
West Liberty State College	\$3,046	\$8,734
West Virginia State University	\$3,056	\$7,204
West Virginia University	\$3,430	\$11,350
WVU at Parkersburg (4 year rate)	\$2,288	\$5,806
WVU Institute of Technology	\$3,406	\$8,956
<b>Four Year Tuition Average</b>	<b>\$3,057</b>	<b>\$8,007</b>

Figures from *Student Fees Approved by the West Virginia Higher Education Policy Commission and The WV Council for Community and Technical Colleges, Academic Year 2006 – 2007* (2006, pp. 3 & 15).

## **APPENDIX J: COVER LETTER (APPALACHIAN SCHOOLS)**

**James M. Owston**  
**PO Box 5202**  
**Beckley, WV 25801**

{President's Name}  
President  
{Current University Name}  
{University Street Address}  
{University City, State, and Zip code}

Dear {President's Last Name}:

I am asking you to participate in a research project that will eventually study the reasons why so many regionally accredited institutions in West Virginia have changed their name from a college or institute to a university. Although your institution is located in another state, it is necessary for us to determine why this occurred elsewhere and we have slated a 10 state area to survey for initial findings to base our state specific questionnaire. Fifty-one administrators at institutions that changed in this manner during the years 1996 through 2005 are being asked to provide the following:

- insight to why their institution evolved from a college or institute to a university,
- brief strategy information regarding the name change, and
- the resulting perception of the success of this change.

We are sending this survey to 50 current university presidents and one university chancellor.

Initially, we were interested in institutions located in the 410 contiguous counties of the 13 states designated as comprising Appalachia by the Appalachian Regional Commission (ARC); however, by eliminating West Virginia institutions, the results only yielded 12 colleges that emerged as universities in Appalachia. Unfortunately, this number was not adequate for the second phase of our study.

As a result, we have broadened the survey area to include all institutions that transformed from a college/institute to a university (1996-2005) in states where Appalachian counties exist. These states are Alabama, Georgia, Kentucky, Maryland, North Carolina, Ohio, Pennsylvania, South Carolina, Tennessee, and Virginia. West Virginia is being eliminated as individual university presidents will be personally interviewed. Mississippi and New York are eliminated because

these states have no qualifying institutions. Your institution is in one of the counties designated as Appalachia and is needed to collate data to further this study.

Our records indicate that in {YEAR} your institution changed names from {FORMER NAME} to {CHANGED NAME}. Some institutions have had multiple name changes and or mergers during the years since 1996. If you or your designate agree to participate, we ask that you limit your responses to the initial adoption of the university moniker in {YEAR}.

Realizing that the current institutional president or chancellor may not have been employed at the institution at the time of the COLLEGE-TO-UNIVERSITY name change, we ask that you designate the current senior most staff member who was employed by your university at the time of the change as a participant. To aid you or your designate in this study, we ask you either complete the enclosed survey and return it in the self-addressed, stamped envelope or participate online. The survey should take approximately 10 minutes to complete.

The online survey can be found at [www.newriver.net](http://www.newriver.net). When entering the site, you will be prompted to enter a user ID which will prevent access to the survey by outside parties. Your access code is {ID CODE}. Once the access code is entered and submit is selected, you will be transferred to a secure, online site to complete the survey. The password for the survey is college. At no time will you be asked to provide your name or institutional name. The access code and survey information are not stored together.

This survey is anonymous in nature and an anonymous consent form, approved by the Marshall University Institutional Review Board with additional specific information, is included in this packet. If at anytime you have specific questions, you may email the co-researcher in this study at [jowston@mountainstate.edu](mailto:jowston@mountainstate.edu) or telephone 304-575-3809.

We thank you in advance for your participation as we attempt to understand this phenomenon in higher education.

Sincerely,

James M. Owston  
Co-researcher and  
Doctoral candidate at Marshall University

## **APPENDIX K: COVER LETTER (NON-APPALACHIAN SCHOOLS)**



**James M. Owston  
PO Box 5202  
Beckley, WV 25801**

{President's Name}  
President  
{Current University Name}  
{University Street Address}  
{University City, State, and Zip code}

Dear {President's Last Name}:

I am asking you to participate in a research project that will eventually study the reasons why so many regionally accredited institutions in West Virginia have changed their name from a college or institute to a university. Although your institution is located in another state, it is necessary for us to determine why this occurred elsewhere and we have slated a 10 state area to survey for initial findings to base our state specific questionnaire. Fifty-one administrators at institutions that changed in this manner during the years 1996 through 2005 are being asked to provide the following:

- insight to why their institution evolved from a college or institute to a university,
- brief strategy information regarding the name change, and
- the resulting perception of the success of this change.

We are sending this survey to 50 current university presidents and one university chancellor.

Initially, we were interested in institutions located in the 410 contiguous counties of the 13 states designated as comprising Appalachia by the Appalachian Regional Commission (ARC); however, by eliminating West Virginia institutions, the results only yielded 12 colleges that emerged as universities in Appalachia. Unfortunately, this number was not adequate for the second phase of our study.

As a result, we have broadened the survey area to include all institutions that transformed from a college/institute to a university (1996-2005) in states where Appalachian counties exist. These states are Alabama, Georgia, Kentucky, Maryland, North Carolina, Ohio, Pennsylvania, South Carolina, Tennessee, and Virginia. West Virginia is being eliminated as individual university presidents will be personally interviewed. Mississippi and New York are eliminated because

these states have no qualifying institutions. Although your institution was not in one of the counties designated as Appalachia, your input is needed to collate data to further this study.

Our records indicate that in {YEAR} your institution changed names from {FORMER NAME} to {CHANGED NAME}. Some institutions have had multiple name changes and or mergers during the years since 1996. If you or your designate agree to participate, we ask that you limit your responses to the initial adoption of the university moniker in {YEAR}.

Realizing that the current institutional president or chancellor may not have been employed at the institution at the time of the COLLEGE-TO-UNIVERSITY name change, we ask that you designate the current senior most staff member who was employed by your university at the time of the change as a participant. To aid you or your designate in this study, we ask you either complete the enclosed survey and return it in the self-addressed, stamped envelope or participate online. The survey should take approximately 10 minutes to complete.

The online survey can be found at [www.newriver.net](http://www.newriver.net). When entering the site, you will be prompted to enter a user ID which will prevent access to the survey by outside parties. Your access code is {ID CODE}. Once the access code is entered and submit is selected, you will be transferred to a secure, online site to complete the survey. The password for the survey is college. At no time will you be asked to provide your name or institutional name. The access code and survey information are not stored together.

This survey is anonymous in nature and an anonymous consent form, approved by the Marshall University Institutional Review Board with additional specific information, is included in this packet. If at anytime you have specific questions, you may email the co-researcher in this study at [jowston@mountainstate.edu](mailto:jowston@mountainstate.edu) or telephone 304-575-3809.

We thank you in advance for your participation as we attempt to understand this phenomenon in higher education.

Sincerely,

James M. Owston  
Co-researcher and  
Doctoral candidate at Marshall University

## **APPENDIX L: ANONYMOUS CONSENT FORM**

ANONYMOUS CONSENT TO PARTICIPATE IN A RESEARCH STUDY  
(Surveyed Subjects)

**Title of Study:** SURVIVAL OF THE FITTEST? THE REBRANDING OF WEST VIRGINIA HIGHER EDUCATION

Dr. Barbara L. Nicholson, Principal Investigator  
James Martin Owston, Co-Investigator

**Introduction and purpose of this study:**

You are invited to participate in a research study. This purpose of this study is to formulate an understanding of the large occurrence of college and university rebranding in West Virginia from 1996 to 2005. Specifically, this study will concentrate on colleges that became universities in West Virginia. To formulate questions of university presidents in West Virginia, this preliminary survey is being sent to presidents of colleges that became universities during the years 1996 through 2005 in ten states that contain counties designated as part of Appalachia. Not all schools asked to participate in this study are in the Appalachian designated counties. The states represented are Alabama, Georgia, Kentucky, Maryland, North Carolina, Ohio, Pennsylvania, South Carolina, Tennessee, and Virginia.

**Researchers:**

This study is conducted by Dr. Barbara L. Nicholson, Professor of Leadership Studies, and James M. Owston, doctoral candidate in Leadership Studies: Higher Education Administration at Marshall University Graduate College at South Charleston, WV. This research is being conducted as part of the dissertation requirements for James M. Owston.

**Study specifics:**

Participants in the interview process will sign this consent form and answer questions regarding their particular institution's change from a college to a university. The questions are modified from D. Cole Spencer's 2005 study: *College and university name change: A study of perceived strategy and goal achievement*. It is estimated that this survey can be completed within 10 to 15 minutes. Your replies will be anonymous; therefore, you will not need to identify your name or institution's name on the form. Participants may choose not to answer any question by leaving it blank. Participation is completely voluntary – if you choose not to participate, you may either return the form or discard it. In addition, a secure online version of this survey is available at NewRiver.net. Responses from these surveys may provide the basis for additional questions to be asked to eight university presidents from schools located within West Virginia.

**Consent to participate:**

Returning the completed survey in the enclosed self-addressed, stamped envelope or via the secure online survey at NewRiver.net indicates your consent for the use of your supplied answers.

**Confidentiality:**

Although your responses are anonymous, the investigators in this study cannot be guarantee absolute confidentiality. Federal law requires that your information is kept private; however, unforeseen and rare circumstances may dictate that certain agencies may request these records legally. These agencies include the Marshall University Institutional Review Board (IRB), the Marshall University Office of Research Integrity (ORI), and the federal Office of Human Research Protection (OHRP). These agencies are concerned that your rights and safety are protected. If the information in this study is published, the investigators will not identify individuals by name, specific title or by institutional name.

*Contact Information*

For answers to any questions concerning this study, you may contact the primary investigator Dr. Barbara L. Nicholson at 304-746-2094 or via email at [bnicholson@marshall.edu](mailto:bnicholson@marshall.edu). You additionally contact the co-investigator, *James M. Owston*, at 304-575-3809. Email contact may be directed to [jowston@mountainstate.edu](mailto:jowston@mountainstate.edu).

For questions regarding your rights as a research participant, contact the Marshall Office of Research Integrity at 304-696-7320.

By completing study and returning it you are confirming that you are 18 years of age or older.

Please keep a copy of this consent form for your records.

## **APPENDIX M: SURVEY INSTRUMENT**

**Instructions:** This survey is being sent to the president of the university. If the current president was not employed at this institution at the time of the transition to university status, we ask that the current president designate a proxy. This proxy should be the most senior level employee who has intimate knowledge of the name change to university status. Please complete this form and mail it in the prepaid envelope.

1. When your institution changed name to become a university, who was perceived as the primary change agent in renaming the institution and seeking university status? Check only one.

☐ Alumni  
☐ College Board of Trustees/Governors/Visitors  
☐ Faculty  
☐ CEO (President/Provost)  
☐ Senior Staff Member(s) (Vice Presidents/Deans)  
☐ State Legislature  
☐ Statewide Board of Regents or Policy Commission  
☐ Students or Student Groups  
☐ Other, please specify \_\_\_\_\_

2. How many regionally accredited graduate/professional degree programs were being offered by the institution at the time of the name change?

☐ 0    ☐ 1-2    ☐ 3-4    ☐ 5-6    ☐ 7 and above

3. Since changing name and status can be multifaceted, please rank the major compelling reasons for the change of name to a university. Rank the five top reasons, with 1 being the most significant and 5 being the least significant. If there are less than five, list only those areas. For example, if there were only 3 reasons – rank as 1, 2, & 3.

☐ to honor a benefactor  
☐ to more adequately describe the institution's mission at the time  
☐ to adequately define a future mission or goal of the institution  
☐ to increase institutional prestige  
☐ to replace inappropriate words in existing name  
☐ to signify independence from a parent institution or system  
☐ to signify a merger into another institution or system  
☐ to increase enrollment  
☐ to more accurately describe the institution's location  
☐ to signify that the institution had intrastate regional institution status  
☐ to signify that the institution had statewide institution status  
☐ institutional economic problems  
☐ other, specify \_\_\_\_\_  
☐ other, specify \_\_\_\_\_

4. In your best estimation, what was the length of time necessary to implement the name change? This should begin from the time university status was first suggested until official adoption of the new name.

\_\_\_Years \_\_\_Months \_\_\_Don't know

5. Was the name change perceived as successful? \_\_\_YES \_\_\_NO  
If **YES**, go to question 6. If **NO**, skip question 6 and go to question 7.

6. Please rank the five top reasons the name change can be perceived as successful, with 1 being the most significant and 5 being the least significant. If there are less than five, list only those areas. For example, if there were only 3 reasons – rank as 1, 2, & 3.

___increased enrollment	___more hits to institutional Website
___increased alumni giving	___increased international inquiries
___new programmatic additions	___other, specify_____
___clarified identity and mission	___other, specify_____
___enhanced reputation	___other, specify_____

7. What was the most interesting component of the process of changing the institution's name to a university? Rank the five top reasons, with 1 being the most significant and 5 being the least significant. If there are less than five, list only those areas. For example, if there were only 3 components – rank as 1, 2, & 3.

___alumni reactions	___legal actions
___name selection process	___urgency to complete the process
___political interference	___other, specify_____
___other institution control	___other, specify_____
___selection of a mascot	___other, specify_____
___community sarcasm	___other, specify_____

8. What advice would you give other institutions who are considering the change from a college-to-university? Rank the five top suggestions, with 1 being the most significant and 5 being the least significant. If there are less than five, list only those areas. For example, if there were only 3 suggestions – rank as 1, 2, & 3.

___the name should fit mission	___dispose of items with old name
___have a defensible name	___have a good reason to change
___address alumni issues first	___resist urge to return to old name
___have a marketing plan	___have input from all stakeholders
___calculate actual costs	___other, specify_____
___don't do it to be in vogue	___other, specify_____
	___other, specify_____



Please rate statements 9 through 17 by using the following scale:

- |                   |                      |               |
|-------------------|----------------------|---------------|
| a. Strongly agree | c. Disagree          | e. Don't Know |
| b. Agree          | d. Strongly Disagree |               |

9. Enrollments increased as a result of the name change.

Strongly agree \_\_\_a\_\_\_b\_\_\_c\_\_\_d Strongly Disagree| \_\_\_e. Don't Know

10. Faculty supported the name change.

Strongly agree \_\_\_a\_\_\_b\_\_\_c\_\_\_d Strongly Disagree| \_\_\_e. Don't Know

11. Alumni supported the name change.

Strongly agree \_\_\_a\_\_\_b\_\_\_c\_\_\_d Strongly Disagree| \_\_\_e. Don't Know

12. Institutional administration supported the name change.

Strongly agree \_\_\_a\_\_\_b\_\_\_c\_\_\_d Strongly Disagree| \_\_\_e. Don't Know

13. The local community supported the name change.

Strongly agree \_\_\_a\_\_\_b\_\_\_c\_\_\_d Strongly Disagree| \_\_\_e. Don't Know

14. The institutional Board of Trustees supported the name change.

Strongly agree \_\_\_a\_\_\_b\_\_\_c\_\_\_d Strongly Disagree| \_\_\_e. Don't Know

15. Since being named as a university, the institution is perceived as having greater prestige.

Strongly agree \_\_\_a\_\_\_b\_\_\_c\_\_\_d Strongly Disagree| \_\_\_e. Don't Know

16. Since being named as a university, the institution has increased the number of regionally accredited graduate and/or professional degree programs.

Strongly agree \_\_\_a\_\_\_b\_\_\_c\_\_\_d Strongly Disagree| \_\_\_e. Don't Know

17. The institution currently exhibits the culture of a university.

Strongly agree \_\_\_a\_\_\_b\_\_\_c\_\_\_d Strongly Disagree| \_\_\_e. Don't Know

18. List any other comments regarding the name change to a university name that you may feel necessary to share. If necessary, use the back of this page.

19. What best describes your position at the university at the time of its name change?

- ☐ Senior Administrative Staff Member (including presidents)
- ☐ Academic dean/department chair
- ☐ Marketing office staff
- ☐ Legal office staff
- ☐ Trustee
- ☐ Faculty member
- ☐ Classified staff member
- ☐ Other, specify \_\_\_\_\_

**Please mail this form in the enclosed self addressed stamped envelope.**

## **APPENDIX N: INSTITUTIONS FOR PHASE TWO SURVEYS**

## APPENDIX N: INSTITUTIONS FOR PHASE TWO SURVEYS

CURRENT NAME	FORMER NAME(S)	STATE	YEAR*
Athens State University **	Athens State College	AL	1998
Albany State University	Albany State College	GA	1996
Armstrong Atlantic State University	Armstrong State College	GA	1996
Augusta State University	Augusta State College	GA	1996
Clayton State University	Clayton College & State University / Clayton College	GA	1997
Columbus State University	Columbus College	GA	1996
Fort Valley State University	Fort Valley State College	GA	1996
Georgia College & State University	Georgia College	GA	1997
Georgia Southwestern State University	Georgia Southwestern College	GA	1996
Kennesaw State University	Kennesaw State College	GA	1996
Life University	Life College	GA	1997
North Georgia College and State University**	North Georgia College	GA	1997
Savannah State University	Savannah State College	GA	1996
South University	South College	GA	2002
Southern Polytechnic State University	Southern College of Technology	GA	1996
Thomas University	Thomas College	GA	2000
University of West Georgia **	State University of West Georgia / West Georgia College	GA	1996
Bellarmino University	Bellarmino College	KY	2000
Brescia University	Brescia College	KY	1998
Campbellsville University	Campbellsville College	KY	1996
Kentucky Christian University**	Kentucky Christian College	KY	2005
Sullivan University	Sullivan College	KY	2000
University of the Cumberlands**	Cumberland College	KY	2005
Coppin State University	Coppin State College	MD	2004
Mount Saint Mary's University	Mount Saint Mary's College	MD	2004
Elon University	Elon College	NC	2001
Pfeiffer University	Pfeiffer College	NC	1996
Queen's University of Charlotte	Queen's College	NC	2002
Bluffton University	Bluffton College	OH	2004
Cedarville University	Cedarville College	OH	2000
Cincinnati Christian University**	Cincinnati Bible College & Seminary	OH	2005
David N. Myers University (Myers University)	David N. Myers College / Dyke College	OH	2001
Ohio Dominican University	Ohio Dominican College	OH	2002
Union Institute and University**	Union Institute	OH	2001
University of Northwestern Ohio	Northwestern College	OH	2000
University of Toledo – Health Science Campus	Medical University of Ohio / Medical College of Ohio	OH	2005
Arcadia University	Beaver College	PA	2001
Carlow University**	Carlow College	PA	2005
Marywood University**	Marywood College	PA	1998
Philadelphia Biblical University	Philadelphia College of the Bible	PA	2001
Philadelphia University	Philadelphia College of Textiles and Science	PA	1999
Point Park University**	Point Park College	PA	2005
University of the Sciences in Philadelphia	Philadelphia College of Pharmacy	PA	1999

## APPENDIX N: INSTITUTIONS FOR PHASE TWO SURVEYS (continued)

CURRENT NAME	FORMER NAME	STATE	YEAR*
Claflin University	Claflin College	SC	2002
Lee University**	Lee College	TN	1997
Southern Adventist University**	Southern College of Seventh Day Adventists	TN	1997
Trevecca Nazarene University	Trevecca Nazarene College	TN	1996
Averett University	Averett College	VA	2001
Hollins University	Hollins College	VA	1998
Longwood University	Longwood College	VA	2002
University of Mary Washington	Mary Washington College	VA	2004

\*Because the source, the HEP Higher Education Directories, does not provide a date for the name change, the year may represent either the school year or the calendar year. For example, 1996 may indicate calendar year 1996 or it may indicate the 1995-1996 school year.

\*\*Institutions that are located in Appalachian counties.

## **APPENDIX O: PERMISSION TO MODIFY SURVEY INSTRUMENT**

-----Original Message-----

From: Spencer, D Cole [mailto:DSpencer@admin.housing.uiuc.edu]  
Sent: Thursday, April 27, 2006 10:54 AM  
To: James M. Owston [mailto:jowston@mountainstate.edu]  
Subject: Your dissertation

Jim,

You are more than welcome to modify my survey instrument. I will take a look at your questions when I get home this evening and try to help where I can.

D. Cole

-----Original Message-----

From: James M. Owston [mailto:jowston@mountainstate.edu]  
Sent: Wednesday, April 26, 2006 2:44 PM  
To: Spencer, D Cole  
Subject: Your dissertation

Dr. Spencer:

I am going to be conducting research for a dissertation regarding West Virginia institutions that changed names to become universities. I found your dissertation most helpful and would like to incorporate a modified version of your survey instrument as part of my phase two of the research. These would be sent to 51 institutions that became universities from 1996 through 2005 in states that have counties designated as part of Appalachia.

I will be sending these surveys to schools in 10 states. Institutions in New York and Mississippi, which have no qualifying institutions, and institutions in West Virginia, where I will be conducting face-to-face interviews with presidents, will be exempt from this mailing.

I would appreciate permission to modify your instrument and I am attaching the proposed instrument to this email. I appreciate your time and help in regard to this, thank you so very much.

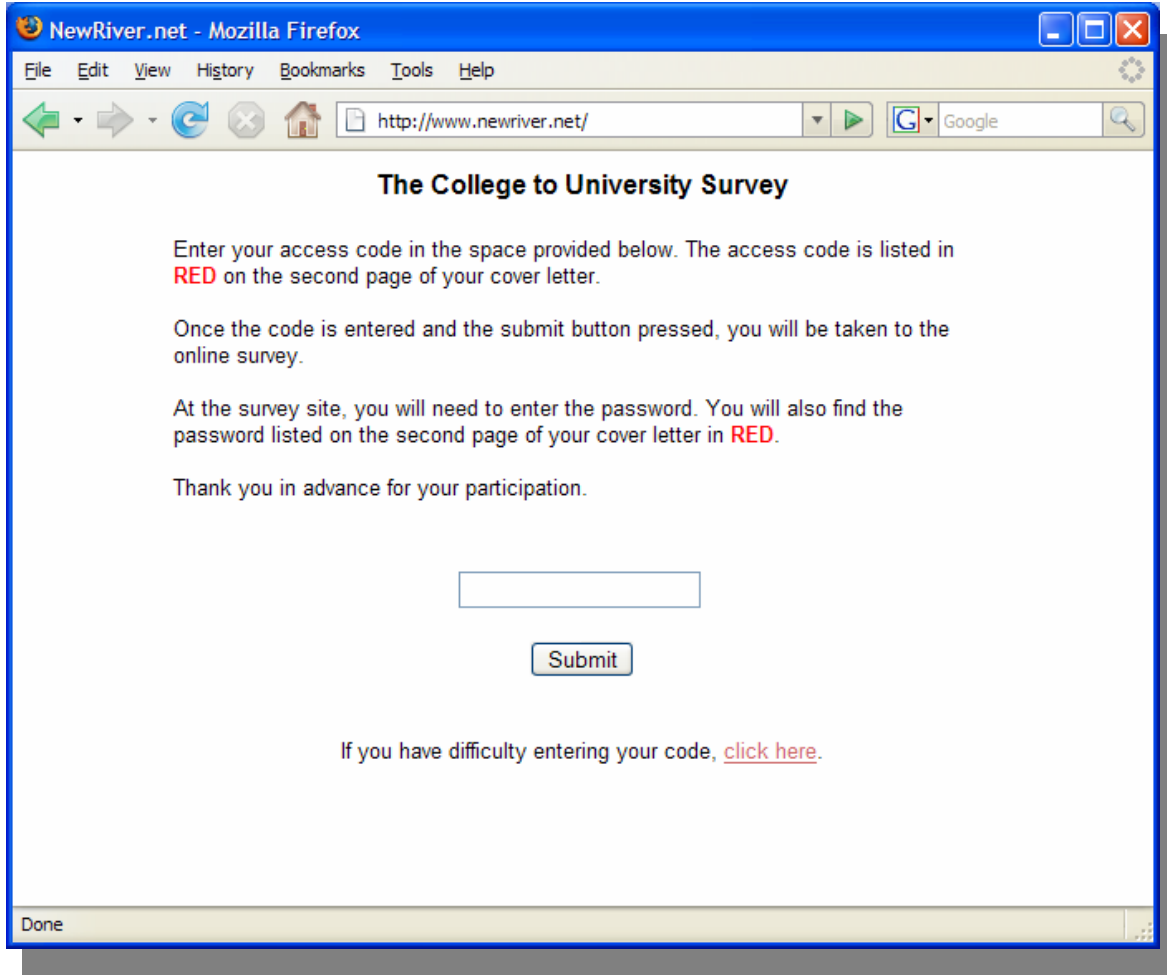
Jim Owston

James M. Owston, EdS, ABD  
WebCT Certified Senior Trainer  
Senior Academic Officer for Instructional Technology  
Distance Learning Faculty: Communication & Media  
Mountain State University  
PO Box 9003  
Beckley, WV 25802-9003

## **APPENDIX P: SURVEY WEB SITE GATEWAY**



## APPENDIX P: SURVEY WEB SITE GATEWAY



The screenshot shows a Mozilla Firefox browser window with the title "NewRiver.net - Mozilla Firefox". The address bar displays "http://www.newriver.net/". The page content is titled "The College to University Survey". It contains instructions for entering an access code and a password, and a "Submit" button. The status bar at the bottom shows "Done".

**The College to University Survey**

Enter your access code in the space provided below. The access code is listed in **RED** on the second page of your cover letter.

Once the code is entered and the submit button pressed, you will be taken to the online survey.

At the survey site, you will need to enter the password. You will also find the password listed on the second page of your cover letter in **RED**.

Thank you in advance for your participation.

If you have difficulty entering your code, [click here](#).

Done

## **APPENDIX Q: SURVEY WEB SITE**

## APPENDIX Q: SURVEY WEB SITE

Created at SurveyKey.com - Mozilla Firefox

File Edit View History Bookmarks Tools Help

### College to University Name Change Survey

*This survey is being sent to the president of the university. If the current president was not employed at this institution at the time of the transition to university status, we ask that the current president designate a proxy. This proxy should be the most senior level employee who has intimate knowledge of the name change to university status. Please complete this form and click submit.*

**1 ) When your institution changed its name to become a university, who was perceived as the primary change agent in renaming the institution and seeking university status?**

- ☐ Alumni
- ☐ College Board of Trustees/Governors/Visitors
- ☐ Faculty
- ☐ CEO (President/Provost)
- ☐ Senior Staff Member(s) (Vice Presidents/Deans)
- ☐ State Legislature
- ☐ Statewide Board of Regents or Policy Commission
- ☐ Students or Student Groups
- ☐ Other (please list answer in the box provided below)

**2 ) How many regionally accredited graduate/professional degree programs were being offered by the institution at the time of the name change?**

- ☐ 0
- ☐ 1 or 2
- ☐ 3 or 4
- ☐ 5 or 6
- ☐ 7 and above

[Next](#)

Done

Created at SurveyKey.com - Mozilla Firefox

File Edit View History Bookmarks Tools Help

### College to University Name Change Survey

*Since changing name and status can be multifaceted, please rank the major compelling reasons for the change of name to a university. Rank the five top reasons, with 1 being the most significant and 5 being the least significant. If there are less than five, list only those areas. For example, if there were only 3 reasons "rank only the top three.*

**3 ) The most significant reason for the change to a university (1).**

**4 ) The second most significant reason for the change to a university (2).**

**5 ) The third most significant reason for the change to a university (3).**

**6 ) The fourth most significant reason for the change to a university (4).**

**7 ) The fifth most significant reason for the change to university (5).**

**8 ) In your best estimation, what was the length of time necessary to implement the name change? This should begin from the time university status was first suggested until official adoption of the new name. Answer in months and years. If you do not know, please state so.**

Created at [SurveyKey.com](http://SurveyKey.com)

Done

Created at SurveyKey.com - Mozilla Firefox

File Edit View History Bookmarks Tools Help

### College to University Name Change Survey

**9 ) Was the name change perceived as successful?**

☐ YES (if this is your choice, go to question 10).  
☐ NO (if this is your choice, go to question 15).

*If you answered YES to question 9, answer questions 10 through 14. Please rank the five top reasons the name change can be perceived as successful, with 1 being the most significant and 5 being the least significant. If there are less than five, list only those areas. For example, if there were only 3 reasons rank only the top three.*

**10 ) The most significant reason the change can be perceived as being successful (1).**

**11 ) The second most significant reason the change can be perceived as being successful (2).**

**12 ) The third most significant reason the change can be perceived as being successful (3).**

**13 ) The fourth most significant reason the change can be perceived as being successful (4).**

**14 ) The fifth most significant reason the change can be perceived as being successful (5).**

Created at [SurveyKey.com](http://SurveyKey.com)

Done

Created at SurveyKey.com - Mozilla Firefox

File Edit View History Bookmarks Tools Help

## College to University Name Change Survey

*This survey is being sent to the president of the university. If the current president was not employed at this institution at the time of the transition to university status, we ask that the current president designate a proxy. This proxy should be the most senior level employee who has intimate knowledge of the name change to university status. Please complete this form and click submit.*

**1 ) When your institution changed its name to become a university, who was perceived as the primary change agent in renaming the institution and seeking university status?**

- ☐ Alumni
- ☐ College Board of Trustees/Governors/Visitors
- ☐ Faculty
- ☐ CEO (President/Provost)
- ☐ Senior Staff Member(s) (Vice Presidents/Deans)
- ☐ State Legislature
- ☐ Statewide Board of Regents or Policy Commission
- ☐ Students or Student Groups
- ☐ Other (please list answer in the box provided below)

**2 ) How many regionally accredited graduate/professional degree programs were being offered by the institution at the time of the name change?**

- ☐ 0
- ☐ 1 or 2
- ☐ 3 or 4
- ☐ 5 or 6
- ☐ 7 and above

Created at [SurveyKey.com](http://SurveyKey.com)

Done

Created at SurveyKey.com - Mozilla Firefox

File Edit View History Bookmarks Tools Help

## College to University Name Change Survey

**25 ) Rate the following statements according the scale below:**

	Strongly Agree	Agree	Disagree	Strongly Disagree	Don't Know
Enrollments increased as a result of the name change.	<input type="radio"/>	<input type="radio"/>	<input type="radio"/>	<input type="radio"/>	<input type="radio"/>
Faculty supported the name change.	<input type="radio"/>	<input type="radio"/>	<input type="radio"/>	<input type="radio"/>	<input type="radio"/>
Alumni supported the name change.	<input type="radio"/>	<input type="radio"/>	<input type="radio"/>	<input type="radio"/>	<input type="radio"/>
Institutional administration supported the name change.	<input type="radio"/>	<input type="radio"/>	<input type="radio"/>	<input type="radio"/>	<input type="radio"/>
The local community supported the name change.	<input type="radio"/>	<input type="radio"/>	<input type="radio"/>	<input type="radio"/>	<input type="radio"/>
The institutional Board of Trustees supported the name change.	<input type="radio"/>	<input type="radio"/>	<input type="radio"/>	<input type="radio"/>	<input type="radio"/>
Since being named as a university, the institution is perceived as having greater prestige.	<input type="radio"/>	<input type="radio"/>	<input type="radio"/>	<input type="radio"/>	<input type="radio"/>
Since being named as a university the institution has increased the number regionally accredited graduate and/or professional degree programs.	<input type="radio"/>	<input type="radio"/>	<input type="radio"/>	<input type="radio"/>	<input type="radio"/>
The institution currently exhibits the culture of a university.	<input type="radio"/>	<input type="radio"/>	<input type="radio"/>	<input type="radio"/>	<input type="radio"/>

**26 ) List any other comments regarding the name change to a university name that you may feel necessary to share.**

**27 ) What best describes your position at the institution at the time of the name change?**

- ☐ Senior Administrative Staff Member (including presidents)
- ☐ Academic dean/department chair
- ☐ Marketing office staff
- ☐ Legal office staff
- ☐ Trustee
- ☐ Faculty member
- ☐ Classified staff member
- ☐ Other, specify in the box provided

Created at [SurveyKey.com](http://SurveyKey.com)

Done

## **APPENDIX R: PERMISSION TO REPRODUCE SURVEY WEB SITE**



## APPENDIX R: PERMISSION TO REPRODUCE SURVEY WEB SITE

From: John Jetter <support@surveykey.com>  
To: James M. Owston <jowston@mountainstate.edu>  
Subject: Re: General Comment  
Sent: Monday, February 19, 2007 9:24 AM

John Jetter wrote:

Absolutely Jim. The disclaimer is actually with regard to the html and physical layout of the website.

Regards,

John Jetter  
SurveyKey.com

\*From\*: [jowston@mountainstate.edu](mailto:jowston@mountainstate.edu)  
\*Sent\*: Monday, February 19, 2007 9:14 AM  
\*To\*: [support@surveykey.com](mailto:support@surveykey.com)  
\*Subject\*: General Comment

Hello:

I am working on my dissertation and have utilized your site -- it has been a real help in gathering information and allows my respondents the opportunity to submit their surveys online rather than use the \*paper format.

I noticed that you have the following copyright disclaimer: "No portion of this site may be copied without the express written consent of JetMan Productions, Inc."

I am asking for permission to use a copy of the original survey that I created and a sample submission as two appendices in my final document. May I have permission to do this?

Thank you,

Jim Owston  
Doctoral Candidate  
Marshall University

## **APPENDIX S: SURVEY RESULTS**

## APPENDIX S: SURVEY RESULTS

School	When your institution changed its name to become a university, who was perceived as the primary change agent in renaming the institution and seeking university status?	How many regionally accredited graduate/ professional degree programs were being offered by the institution at the time of the name change?
1	Statewide Board of Regents or Policy Commission	7 and above
2	CEO (President/Provost)	3 to 4
3	College Board of Trustees/Governors/Visitors	3 or 4
4	Statewide Board of Regents or Policy Commission	3 or 4
5	Senior Staff Members	1 to 2
6	CEO (President/Provost)	3 to 4
7	CEO (President/Provost)	3 to 4
8	CEO (President/Provost)	7 and above
9	CEO (President/Provost)	3 to 4
10	Statewide Board of Regents or Policy Commission	3 to 4
11	Statewide Board of Regents or Policy Commission	3 to 4
12	Statewide Board of Regents or Policy Commission	5 to 6
13	CEO (President/Provost)	7 and above
14	CEO (President/Provost)	3 to 4
15	CEO (President/Provost)	5 to 6
16	CEO (President/Provost)	5 to 6
17	State Legislature	0
18	CEO (President/Provost)	3 to 4
19	Chancellor of the University System of the State	7 and above
20	CEO (President/Provost)	5 or 6
21	CEO (President/Provost)	3 to 4
22	CEO (President/Provost)	7 and above
23	College Board of Trustees/Governors/Visitors	3 to 4
24	College Board of Trustees/Governors/Visitors	1 to 2
25	CEO (President/Provost)	5 to 6
26	Statewide Board of Regents or Policy Commission	blank
27	CEO (President/Provost)	5 to 6
28	CEO (President/Provost)	1 or 2
29	CEO (President/Provost)	1 or 2
30	State Legislature	0
31	CEO (President/Provost)	1 or 2
32	Senior Staff Members	7 and above
33	Statewide Board of Regents or Policy Commission	1 or 2
34	CEO (President/Provost)	5 to 6

The most significant reasons for the change to a university.					
School	1st Reason	2nd Reason	3rd Reason	4th Reason	5th Reason
1	To more adequately describe the institution's mission at the time	To adequately define a future mission or goal of the institution	To increase enrollment	Blank	To more accurately describe the institution's location
2	To more adequately describe the institution's mission at the time	To adequately define a future mission or goal of the institution	to increase institutional prestige	Blank	Blank
3	To more adequately describe the institution's mission at the time	To more accurately indicate the size and complexity of the institution.	To increase institutional prestige	Blank	Blank
4	To signify that the institution had intrastate regional institution status	To adequately define a future mission or goal of the institution	To increase institutional prestige	Blank	Blank
5	To accommodate international students	To adequately define a future mission or goal of the institution	To increase institutional prestige	To more adequately describe the institution's mission at the time	Blank
6	To attract international students & graduate online students	To adequately define a future mission or goal of the institution	To more adequately describe the institution's mission at the time	To increase enrollment	To signify that the institution had intrastate regional institution status
7	To more adequately describe the institution's mission at the time	To increase institutional prestige	To adequately define a future mission or goal of the institution	To increase enrollment	To facilitate international recruitment
8	To more adequately describe the institution's mission at the time	To adequately define a future mission or goal of the institution	To increase institutional prestige	To increase enrollment	Blank
9	To more adequately describe the institution's mission at the time	To adequately define a future mission or goal of the institution	Confusion of international groups over the word "college."	Blank	Blank
10	To signify that the institution had statewide institution status	To increase institutional prestige	To adequately define a future mission or goal of the institution	Blank	Blank

School	1st Reason	2nd Reason	3rd Reason	4th Reason	5th Reason
11	To differentiate 4-year schools in the University System of Georgia from 2-year schools.	Blank	Blank	Blank	Blank
12	To more adequately describe the institution's mission at the time	To adequately define a future mission or goal of the institution	To increase enrollment	Blank	Blank
13	To more adequately describe the institution's mission at the time	Global significance of "University."	To communicate what the school had become.	Blank	Blank
14	To more adequately describe the institution's mission at the time	To increase institutional prestige	To adequately define a future mission or goal of the institution	To increase enrollment	To signify that the institution had statewide institution status
15	To more adequately describe the institution's mission at the time	To change image as a women's college.	to increase institutional prestige	To increase enrollment	Blank
16	To more adequately describe the institution's mission at the time	To replace inappropriate words in existing name.	To signify that the institution had intrastate regional institution status	Blank	Blank
17	To more adequately describe the institution's mission at the time	To signify independence from a parent institution	To increase enrollment	To adequately define a future mission or goal of the institution	To increase institutional prestige
18	To signify merger into another institution or system	To more adequately describe the institution's mission at the time	To adequately define a future mission or goal of the institution	to increase institutional prestige	National University with multiple locations
19	To more adequately describe the institution's mission at the time	Blank	Blank	Blank	Blank
20	To more adequately describe the institution's mission at the time	To increase institutional prestige			

School	1st Reason	2nd Reason	3rd Reason	4th Reason	5th Reason
21	To be better understood by governments and higher ed institutions outside of the U.S.	To more adequately describe the institution's mission at the time	To increase appeal among international students	To adequately define a future mission or goal of the institution	Blank
22	To increase institutional prestige	To more adequately describe the institution's mission at the time	To adequately define a future mission or goal of the institution	To signify that the institution had statewide institution status	To better facilitate the name change of the institution's hospital to a University Medical Center.
23	To signify that our institution now includes three major divisions including out new College of Adult Learning	To increase recognition of our academic quality as an accredited institution.	To improve our ability to fulfill our mission including outreach to other nations.	Blank	Blank
24	To adequately define a future mission or goal of the institution	To replace inappropriate words in existing name.	Blank	Blank	Blank
25	To more adequately describe the institution's mission at the time	To adequately define a future mission or goal of the institution	to increase institutional prestige	Blank	Blank
26	To more adequately describe the institution's mission at the time	to increase institutional prestige	To increase enrollment	Blank	Blank
27	To increase enrollment	to increase institutional prestige	To more adequately describe the institution's mission at the time	Blank	Blank
28	To adequately define a future mission or goal of the institution	to increase institutional prestige	To increase enrollment	Competition with other SDA schools	Blank
29	To more adequately describe the institution's mission at the time	To adequately define a future mission or goal of the institution	To increase enrollment	To benefit transcripts of international students	Blank
30	Political pressure on the Chancellor of the University System of Georgia	to increase institutional prestige	To more adequately describe the institution's mission at the time	To adequately define a future mission or goal of the institution	To increase enrollment

School	1st Reason	2nd Reason	3rd Reason	4th Reason	5th Reason
31	To more adequately describe the institution's mission at the time	To adequately define a future mission or goal of the institution	to increase institutional prestige	Blank	Blank
32	To more accurately reflect the expanded offerings of the University	To replace inappropriate words in existing name.	To adequately define a future mission or goal of the institution	to increase institutional prestige	To increase enrollment
33	To signify that the institution had intrastate regional institution status	To more adequately describe the institution's mission at the time	To signify that the institution had statewide institution status	To increase enrollment	to increase institutional prestige
34	To more adequately describe the institution's mission at the time	To increase institutional prestige	To increase enrollment	Blank	Blank

School	Was the name change perceived as successful?	The most significant reasons the change can be perceived as being successful.				
		1st Reason	2nd Reason	3rd Reason	4th Reason	5th Reason
1	Yes	Clarified identity and mission	Increased Enrollment	New programmatic additions	Enhanced reputation	Increased international inquiries
2	Yes	Clarified identity and mission	Enhanced Reputation	Increased Enrollment	Blank	Blank
3	Yes	Clarified identity and mission	Increased national reputation	Increased number of applications for admission	Blank	Blank
4	No	DNA	DNA	DNA	DNA	DNA
5	Yes	Increased international inquiries	New programmatic additions	Enhanced reputation	Blank	Blank
6	Yes	Increased international inquiries	Increased Enrollment	Enhanced reputation	Clarified identity and mission	Blank
7	Yes	Enhanced Reputation	Clarified identity and mission	Increased Enrollment	Increased alumni giving	Increased international inquiries
8	Yes	Clarified identity and mission	Increased Enrollment	Clarified identity and mission	Enhanced reputation	More hits to institutional Website
9	Yes	Clarified identity and mission	Enhanced Reputation	Increased international inquiries	Blank	Blank
10	Yes	Enhanced Reputation	Clarified identity and mission	Increased Enrollment	Blank	Blank
11	Yes	Does not apply	Blank	Blank	Blank	Blank
12	Yes	Clarified identity and mission	New programmatic additions	Increased Enrollment	Enhanced reputation	Blank
13	Yes	Clarified identity and mission	Enhanced Reputation	Increased international inquiries	New programmatic additions	Increased Enrollment
14	Yes	Clarified identity and mission	Enhanced Reputation	New programmatic additions	Increased Enrollment	Increased alumni giving
15	Yes	Clarified identity and mission	More hits to institutional website	Enhanced reputation	Blank	Blank
16	Yes	Clarified identity and mission	Enhanced Reputation	Blank	Blank	Blank
17	Yes	Clarified identity and mission	Increased Enrollment	Enhanced reputation	Blank	Blank
18	Yes	Clarified identity and mission	New programmatic additions	Enhanced reputation	Blank	Blank
19	Yes to the community & students No to the alumni and faculty	Clarified identity and mission	Increased International inquiries	Enhanced reputation	Blank	Blank
20	Yes	Clarified identity and mission	Enhanced reputation	Increased Enrollment		
21	Yes	Clarified identity and mission	Increased International inquiries	Enhanced International relations	New programmatic additions	More hits to institutional Website



School	Was the name change perceived as successful?	1st Reason	2nd Reason	3rd Reason	4th Reason	5th Reason
22	Yes	Enhanced reputation	Clarified identity and mission	New programmatic additions	University Medical Center more profitable	Better faculty recruitment
23	Yes	Clarified identity and mission	Increased Enrollment	Enhanced reputation	Blank	Blank
24	Yes	Clarified identity and mission	Enhanced Reputation	Increased alumni giving	Blank	Blank
25	Yes	Increased Enrollment	Clarified identity and mission	Blank	Blank	Blank
26	Yes	Clarified identity and mission	New programmatic additions	Enhanced reputation	Increased Enrollment	Blank
27	No	Blank	Blank	Blank	Blank	Blank
28	Yes	Increased Enrollment	Enhanced Reputation	Clarified identity and mission	Blank	Blank
29	Yes	Clarified identity and mission	New programmatic additions	Helped international students	Blank	Blank
30	No	Blank	Blank	Blank	Blank	Blank
31	Yes	Clarified identity and mission	Blank	Blank	Blank	Blank
32	Yes	Clarified identity and mission	Increased prospective student inquiries	Increased Enrollment	Increased alumni giving	Enhanced Reputation
33	Yes	Clarified identity and mission	Enhanced Reputation	Increased Enrollment	New programmatic additions	Increased alumni giving
34	Yes	Clarified identity and mission	Enhanced Reputation	Increased Enrollment	New programmatic additions	Blank

School	The most interesting components of the process of changing the institution's name to a university.				
	1st Most Interesting	2nd Most Interesting	3rd Most Interesting	4th Most Interesting	5th Most Interesting
1	Name selection process	none; process went smoothly	Blank	Blank	Blank
2	Alumni reactions	Community sarcasm	Blank	Blank	Blank
3	Resistance by some current students	How smoothly the process went, without major dissent.	Blank	Blank	Blank
4	Alumni reactions	Political interference	Community sarcasm	Urgency to complete the process	Blank
5	Changing stationery, signs, etc.	Alumni reactions	Blank	Blank	Blank
6	Selection of a mascot	Alumni reactions	Blank	Blank	Blank
7	Alumni reactions	Community sarcasm	Faculty resistance	Blank	Blank
8	Name selection process	Alumni reactions	Community sarcasm	Urgency to complete the process	Selection of a mascot
9	Alumni reactions	Blank	Blank	Blank	Blank
10	Community sarcasm	Political interference	Urgency to complete the process	Blank	Blank
11	Community favor & appreciation	Blank	Blank	Blank	Blank
12	Self study process required	Rethinking structure	Self-governance issues.	Blank	Blank
13	Name selection process	Alumni reactions	Blank	Blank	Blank
14	Name selection process	Recognizing strengths	Alumni reactions	Internal comments	Blank
15	Name selection process	Alumni reactions	Political interference	Blank	Blank
16	Alumni reactions	Reputation among other schools	Blank	Blank	Blank
17	Political interference	Alumni reactions	Blank	Blank	Blank
18	Name selection process	Alumni reactions	Merging two cultures difficult	Blank	Blank
19	Alumni reactions	Faculty Reaction	Lack of campus involvement in decision		
20	Name selection process	Urgency to complete the process			
21	Name selection process	Urgency to complete the process	Blank	Blank	Blank
22	faculty/staff reaction	Not political interference, but the political process	We didn't have a mascot, but we did need new signage, logos, ads, etc.	Blank	Blank
23	Name selection process	Alumni reactions	Urgency to complete the process	Blank	Blank
24	Alumni reactions	Selection of a mascot	Community sarcasm	Blank	Blank
25	Urgency to complete the process	Name selection process	Alumni reactions	Blank	Blank
26	Name selection process	Political interference	Blank	Blank	Blank
27	Alumni reactions	Blank	Blank	Blank	Blank
28	Urgency to complete the process	Political interference	Blank	Blank	Blank
29	Opportunity for clearer branding	Alumni reactions	Blank	Blank	Blank

School	1st Most Interesting	2nd Most Interesting	3rd Most Interesting	4th Most Interesting	5th Most Interesting
30	Political interference	Name selection process	Ultimate selection of a compromise name that pleased almost no one and confused almost everyone.	Blank	Blank
31	Urgency to complete the process	Blank	Blank	Blank	Blank
32	Name selection process	Alumni reactions	Urgency to complete the process	Blank	Blank
33	Name selection process	Urgency to complete the process	Alumni reactions	Political Interference	Community Sarcasm
34	Alumni reactions	Community sarcasm	Blank	Blank	Blank

The most important suggestion you would provide to institutions considering a college-to-university change.					
School	1st Most Important	2nd Most Important	3rd Most Important	4th Most Important	5th Most Important
1	Have a good reason to change	Address alumni issues first	Have input from all stakeholders	Don't do it to be in vogue	Calculate actual costs
2	Have a good reason to change	Have input from all stakeholders	The name should fit mission	Don't do it to be in vogue	Blank
3	Plan and implement a comprehensive communications plan that addresses all constituencies.	Have input from all stakeholders	The name should fit mission	Blank	Blank
4	Have a good reason to change	Don't do it to be in vogue	Have a marketing plan	Address alumni issues first	Have input from all stakeholders
5	Don't do it to be in vogue	The name should fit mission	Calculate actual costs	Have a good reason to change	Have input from all stakeholders
6	The name should fit mission	Have a defendable name	Have a marketing plan	Calculate actual costs	Blank
7	Have a good reason to change	The name should fit mission	Address alumni issues first	Have a marketing plan	Calculate actual costs
8	The name should fit mission	Address alumni issues first	Have input from all stakeholders	Have a marketing plan	Calculate actual costs
9	Have a good reason to change	Have a marketing plan	The name should fit mission	Blank	Blank
10	Have a good reason to change	Don't do it to be in vogue	The name should fit mission	Blank	Blank
11	Does not apply	Blank	Blank	Blank	Blank
12	Have input from all stakeholders	Have a good reason to change	Have a marketing plan	Blank	Blank
13	Have input from all stakeholders	Have a good reason to change	The name should fit mission	Don't do it to be in vogue	Blank
14	Have a good reason to change	Have input from all stakeholders	The name should fit mission	Have a defendable name	Don't do it to be in vogue
15	Have a good reason to change	The name should fit mission	Have input from all stakeholders	Have a defendable name	Address alumni issues first
16	The name should fit mission	Don't do it to be in vogue	Blank	Blank	Blank
17	The name should fit mission	Calculate actual costs	Have a marketing plan	Blank	Blank
18	The name should fit mission	Have a marketing plan	Have a good reason to change	Address alumni issues first	Have a defendable name
19	Have a good reason to change	The name should fit mission	Address alumni issues first	Have a marketing plan	Calculate actual costs
20	The name should fit mission	Have a good reason to change	Have a defendable name		
21	The name should fit mission	Have a defendable name	Have a marketing plan	Calculate actual costs	Dispose of items with old name.
22	Have a good reason to change	The name should fit mission	Have a defendable name	Have a marketing plan	Calculate actual costs
23	Have a good reason to change	The name should fit mission	Have a marketing plan	Blank	Blank

<b>School</b>	<b>1st Most Important</b>	<b>2nd Most Important</b>	<b>3rd Most Important</b>	<b>4th Most Important</b>	<b>5th Most Important</b>
24	The name should fit mission	Have a good reason to change	Have input from all stakeholders	Blank	Blank
25	Have a good reason to change	The name should fit mission	Have a marketing plan	Have a defendable name	Address alumni issues first
26	Have a good reason to change	The name should fit mission	Have a marketing plan	Have a defendable name	Blank
27	Have a good reason to change	The name should fit mission	Address alumni issues first	Have a marketing plan	Resist the urge to return to old name
28	Have a good reason to change	The name should fit mission	Calculate actual costs	Have input from all stakeholders	Blank
29	Don't do it to be in vogue	Have a good reason to change	Have input from all stakeholders	Have a marketing plan	Calculate actual costs
30	Have a marketing plan.	The name should fit mission	Have a defendable name	Have input from all stakeholders	Dispose of items with old name.
31	Have a good reason to change	The name should fit mission	Have a marketing plan	Have input from all stakeholders	Blank
32	Have a good reason to change. Even more so, have a compelling reason to change. It is a hard thing to do, don't take it lightly	Calculate actual costs - It is quite expensive -- every brochure, letterhead, uniform, sign, etc. will need to be change -- estimate at least 1.5 million in the first year and follow up with at least \$500k in advertising each year for 3 to 5 years after the initial campaign	Resist urge to return to old name	Dispose of items with old name -- You can phase in the name change...but, once you change, only use your new name	Address alumni issues first and have a marketing plan
33	Have input from all stakeholders	The name should fit mission	Have a good reason to change	Address alumni issues first	Don't do it to be in vogue
34	The name should fit mission	Don't do it to be in vogue	Address alumni issues first	Have a marketing plan	Calculate actual costs

School	Faculty Supported	Alumni Supported	Administration Supported	Local Community Supported	Board of Trustees Supported
1	Strongly Agree	Agree	Strongly Agree	Strongly Agree	Strongly Agree
2	Strongly Agree	Strongly Agree	Strongly Agree	Agree	Strongly Agree
3	Agree	Agree	Strongly Agree	Strongly Agree	Strongly Agree
4	Agree	Strongly Disagree	Strongly Agree	Disagree	Strongly Agree
5	Agree	Agree	Strongly Agree	Strongly Agree	Strongly Agree
6	Strongly Agree	Strongly Disagree	Strongly Agree	Strongly Disagree	Strongly Agree
7	Disagree	Strongly Agree	Strongly Agree	Agree	Strongly Agree
8	Agree	Agree	Agree	Strongly Agree	Strongly Agree
9	Agree	Disagree	Strongly Agree	Strongly Agree	Strongly Agree
10	Don't know	Agree	Strongly Agree	Don't know	Strongly Agree
11	Strongly Agree	Strongly Agree	Strongly Agree	Strongly Agree	Strongly Agree
12	Agree	Agree	Strongly Agree	Strongly Agree	Strongly Agree
13	Strongly Agree	Strongly Agree	Strongly Agree	Strongly Agree	Strongly Agree
14	Agree	Agree	Strongly Agree	Strongly Agree	Strongly Agree
15	Disagree	Disagree	Agree	Disagree	Strongly Agree
16	Disagree	Strongly Agree	Agree	Strongly Agree	Strongly Agree
17	Strongly Agree	Strongly Agree	Strongly Agree	Strongly Agree	Agree
18	Disagree	Disagree	Strongly Agree	Agree	Strongly Agree
19	Disagree	Strongly Disagree	Disagree	Agree	No separate board
20	Agree	Strongly Agree	Strongly Agree	Agree	Strongly Agree
21	Strongly Agree	Strongly Agree	Strongly Agree	Strongly Agree	Strongly Agree
22	Agree	Agree	Strongly Agree	Agree	Strongly Agree
23	Strongly Agree	Agree	Strongly Agree	Strongly Agree	Strongly Agree
24	Strongly Agree	Disagree	Strongly Agree	Agree	Strongly Agree
25	Strongly Agree	Agree	Strongly Agree	Strongly Agree	Strongly Agree
26	Strongly Agree	Strongly Agree	Strongly Agree	Strongly Agree	Strongly Agree
27	Agree	Strongly Disagree	Strongly Agree	Agree	Agree
28	Agree	Agree	Strongly Agree	Agree	Strongly Agree
29	Agree	Agree	Strongly Agree	Agree	Strongly Agree
30	Disagree	Don't know	Disagree	Agree	Don't Know
31	Strongly Agree	Strongly Agree	Strongly Agree	Strongly Agree	Strongly Agree
32	Agree	Agree	Strongly Agree	Agree	Strongly Agree
33	Strongly Agree	Strongly Agree	Strongly Agree	Strongly Agree	Strongly Agree
34	Disagree	Disagree	Agree	Agree	Strongly Agree

School	Enrollments Increased	Has Greater Prestige	Increased Graduate Programs	Exhibits the Culture of a University
1	Agree	Strongly Agree	Agree	Agree
2	Disagree	Strongly Agree	Strongly Agree	Agree
3	Strongly Agree	Strongly Agree	Strongly Agree	Strongly Agree
4	Strongly Disagree	Strongly Disagree	Agree	Disagree
5	Agree	Agree	Agree	Agree
6	Strongly Agree	Strongly Agree	Strongly Agree	Disagree
7	Strongly Agree	Agree	Agree	Disagree
8	Agree	Strongly Agree	Strongly Agree	Agree
9	Agree	Agree	Agree	Agree
10	Strongly Agree	Disagree	Agree	Disagree
11	Disagree	Agree	Strongly Disagree	Strongly Agree
12	Agree	Agree	Strongly Agree	Strongly Agree
13	Agree	Strongly Agree	Strongly Agree	Agree
14	Strongly Agree	Strongly Agree	Strongly Agree	Agree
15	Agree	Agree	Disagree	Disagree
16	Agree	Strongly Agree	Agree	Agree
17	Agree	Agree	Strongly Disagree	Agree
18	Strongly Disagree	Agree	Agree	Agree
19	Agree	Agree	Strongly Agree	Disagree
20	Strongly Agree	Strongly Agree	Agree	Strongly Agree
21	Strongly Disagree	Disagree	Agree	Agree
22	Strongly Disagree	Strongly Agree	Strongly Disagree	Strongly Agree
23	Agree	Agree	Agree	Agree
24	Agree	Disagree	Agree	Agree
25	Strongly Agree	Agree	Disagree	Disagree
26	Agree	Strongly Agree	Agree	Agree
27	Disagree	Agree	Agree	Strongly Disagree
28	Strongly Agree	Strongly Agree	Strongly Agree	Agree
29	Disagree	Agree	Agree	Disagree
30	Disagree	Agree	Agree	Agree
31	Disagree	Agree	Strongly Disagree	Disagree
32	Strongly Agree	Strongly Agree	Strongly Agree	Agree
33	Strongly Agree	Disagree	Strongly Agree	Strongly Agree
34	Agree	Agree	Strongly Agree	Agree

School	Amount of time	List any other comments regarding the name change to a university name that you may feel necessary to share.	Respondents position at the school at the time of the name change?
1	About one year	The status change was part of a state-wide public higher education governing board decision based on input from a committee with external expertise commissioned by the chancellor. The recommendation was made to elevate all colleges that offered graduate programs to university status. The most challenging events that followed were institutional in scope; i.e., selection of a name. Some institutions had a difficult time with internal constituents deciding on an acceptable name - alumni are very, very important as one moves in this direction. Whereas, other institutions had essentially no problem with the change.	Senior Administrative Staff Member (including presidents)
2	1 year	Blank	Senior Administrative Staff Member (including presidents)
3	8 months	Blank	Senior Administrative Staff Member (including presidents)
4	12 - 18 months	I stated that the name change was not successful because everyone universally hates the "new" name. The "new" name is a hybridized combination of the old name and the change in status from a college to a state university and serves only as an irritant for every faction, alumni, students, faculty, staff, etc. Hence, in my view, the change was an abject failure.	Senior Administrative Staff Member (including presidents)
5	6 months	Blank	Senior Administrative Staff Member (including presidents)
6	Months	Blank	Senior Administrative Staff Member (including presidents)
7	18 months	Blank	Senior Administrative Staff Member (including presidents)
8	3-4years	You need not change your colors because you've changed your logo; If you do change your colors, be certain they work in all situations, e.g., business cards, banners; Meet/visit with other schools that have been through a name change; Budgeting is critical; Focus groups are critical	Senior Administrative Staff Member (including presidents)
9	1 year	Blank	Senior Administrative Staff Member (including presidents)
10	3 years	All comprehensive state colleges with graduate programs were renamed as universities about 10 years ago. The change was in practice, just nomenclature.	Senior Administrative Staff Member (including presidents)
11	1 day	This was a system-wide (i.e., state-wide) policy decision to make sure that names reflected the nature and programs of the schools. The new name was selected over the old name by the Board of Regents. It was a very quick and smooth change here.	Senior Administrative Staff Member (including presidents)



School	Amount of time	List any other comments regarding the name change to a university name that you may feel necessary to share.	Respondents position at the school at the time of the name change?
12	3 years	Blank	Senior Administrative Staff Member (including presidents)
13	6 years	Proceed slowly but intentionally. Seek broad based support.	Senior Administrative Staff Member (including presidents)
14	2 years	The move to university status was essential to the institution's growth and maturation. We are now the second largest institution in our state and have had 14 successive semesters of growth in enrollment. Our development program has benefited and the general prestige of the school has been greatly enhanced.	Senior Administrative Staff Member (including presidents)
15	2 years	Blank	Senior Administrative Staff Member (including presidents)
16	2 to 3 years	Make sure the name is authentic -- that is it describes who/what it is . . . A college . . . Professional school . . . A university -- more than one "college" held together by a common mission.	Senior Administrative Staff Member (including presidents)
17	2 years	Athens State is a two-year upper-level institution (juniors and seniors only). We are the only upper-level institution within The Alabama College System. The change of name from COLLEGE-TO-UNIVERSITY distinguished us as a baccalaureate degree-granting institution, and more accurately described our mission.	Senior Administrative Staff Member (including presidents)
18	2 years		Academic dean / Department chair
19	1 year	The name change occurred because the then Chancellor of the University System of Georgia wanted all institutional names to reflect the level of degree offered -- all institutions that offered master's degrees [but not doctorates] had their name changed to "State University."	About to become President
20	3 years		Senior Administrative Staff Member (including presidents)
21	2 years	Blank	Senior Administrative Staff Member (including presidents)
22	one year and four months	I was the Vice President of Governmental Relations at the Medical College of Ohio in Toledo when the new president proposed changing the name of the institution to the Medical University of Ohio. The one word change took about 80 pages of legislation in the form of an amendment to the state budget bill and was passed in the spring of 2005. That fall, the MUO president and the president of the University of Toledo began talks which resulted in the merger of the two state institutions on July 2, 2006 with the MUO president assuming the presidency of the new institution. This was done as a free-standing piece of legislation that was, ironically, shorter than the name change amendment. I think the merger would have happened anyway if MUO (now called the "Health Science Campus") would have still been called the Medical College of Ohio. But the merger of two "universities" was definitely easier to pull off. Plus, the legislators already knew us and that we were doing interesting things in northwest Ohio. William McMillen University of Toledo	Senior Administrative Staff Member (including presidents)

School	Amount of time	List any other comments regarding the name change to a university name that you may feel necessary to share.	Respondents position at the school at the time of the name change?
23	2 years	See brochure attached. It explains pretty thorough our rationale.	Senior Administrative Staff Member (including presidents)
24	1 year	We established a team for the designation change. We didn't change our name just our designation. Moving from a "College and Seminary" to "University" spoke to one overall mission.	Senior Administrative Staff Member (including presidents)
25	1 year	Blank	Senior Administrative Staff Member (including presidents)
26	1.5 years	Blank	Classified staff member
27	1	Blank	Senior Administrative Staff Member (including presidents) Not present but familiar with the process.
28	2 years	Blank	Trustee
29	One year and eight months	To be successful, this process requires a high ranking "institutional champion" with good political instincts and the power to ensure coordination of institutional efforts and energies.	Senior Administrative Staff Member (including presidents)
30	6 months	Blank	Director of University Relations
31	3 years	Blank	Senior Administrative Staff Member (including presidents)
32	2 years	It can be an effective way to ensure the future viability of an institution. It can also be a very difficult journey if the reasons for changing are not solid. You should not have a hard time explaining the change to any constituent. Also, back up the name change with dollars to invest in advertising, web site, recruitment efforts	Senior Administrative Staff Member (including presidents)
33	2 years	The Board of Regents (BOR), University System of Georgia began to study mission development and review policy direction in December, 1994. Mission statements of all 34 systems schools were analyzed. In October 1995, the (BOR) Board of Regents and its committee on nomenclature and identity reported names of senior and two-year colleges in GA were not consistent with national patterns. It was recommended - "State University" should be added to all institutions in the University System of Georgia that have both undergraduate and master's programs. The associate degree programs should continue to use "college" in their names. All changes to the new names were effective by July 1, 1996.	Senior Administrative Staff Member (including presidents)
34	1 year	Blank	Marketing Department staff

## **APPENDIX T: INFORMED CONSENT INTERVIEW SUBJECTS**

## APPENDIX T: INFORMED CONSENT INTERVIEW SUBJECTS

### INFORMED CONSENT TO PARTICIPATE IN A RESEARCH STUDY (Interview Subjects)

**Title of Study:** SURVIVAL OF THE FITTEST? THE REBRANDING OF WEST VIRGINIA HIGHER EDUCATION

Dr. Barbara L. Nicholson, Principal Investigator  
James Martin Owston, Co-Investigator

#### Introduction:

You are invited to participate in a research study. Research studies are designed to investigate phenomena and gain scientific knowledge that may aid other individuals in the future. You may or may not receive any benefit from being a part of this study. There also may be risks associated with being part of research studies. Your participation is voluntary. Please carefully weigh your decision to participate in this study and ask your investigator to explain any question or information that you may not initially understand.

#### What is the purpose of this research study?

This purpose of this study is to formulate an understanding of the large occurrence of college and university rebranding in West Virginia from 1996 to 2005. Specifically, this study will concentrate on colleges that became universities in West Virginia from 1976 to 2005.

#### How many participants will be involved in this research study?

Fifty-one college presidents or their designees from colleges that became universities in 10 states containing counties designated as part of Appalachia will be asked to participate in a written survey regarding their institution's name and status change. Current and former university presidents and other administrators from West Virginia institutions will be asked to participate in live interviews. In addition other individuals with direct ties to West Virginia higher education will be asked to participate.

#### What is involved in this research study?

Participants in the interview process will sign this consent form and answer questions regarding their particular institution's change from a college to a university. The questions are modified from D. Cole Spencer's 2005 study: *College and university name change: A study of perceived strategy and goal achievement*. This instrument will have been previously given to 51 university presidents from 10 states that include counties designated as Appalachia. Responses from these surveys may provide the basis for additional questions.

#### How long will I be in this study?

Your participation in this will cease once the consent form is signed and the interview concludes. It will not be necessary to participate any subsequent interviews.

You may decide to stop participation at any time. If you decide to cease participation in this research study, we urge you to communicate your reasoning to the investigator as soon as possible.

#### What are the risks of this research study?

There are no known risks for those who participate in this study.

#### Are there benefits for participating in this study?

If you agree to participate, there may or may not be direct benefit to you or your specific institution. We hope that the information gathered via this study will be of benefit to college presidents in the future. The benefits of participating in this study may be a greater insight of the reasons, strategies, and the perceptions of the success relating to a COLLEGE-TO-UNIVERSITY change. It is hoped that the results of this study

will aid college presidents in the decision to change his/her institution to a university and the strategic planning involved in the process.

*What about confidentiality?*

The investigators in this study will make every attempt to keep your information confidential as legally possible. Absolute confidentiality cannot be guaranteed. Federal law requires that your information is kept private; however, unforeseen and rare circumstances may dictate that certain agencies may request these records legally. These agencies include the Marshall University Institutional Review Board (IRB), the Marshall University Office of Research Integrity (ORI), and the federal Office of Human Research Protection (OHRP). These agencies are concerned that your rights and safety are protected. If the information in this study is published, the investigators will not identify individuals by name or by specific title. Since university presidents will be interviewed, no direct association with their current or former institution will be noted in this study's analysis of results. In addition, this study will not classify an institution's former or current administrative participants as such.

*What are the costs of participating in this study?*

There are no costs to participants in this study. All direct and indirect costs will be borne by the co-investigator of this study.

*Will individuals be paid for participating in this study?*

Individuals will not be paid for participation in this study.

*What are my rights as a research study participant?*

Participation in this study is voluntary. You may choose not to participate or leave the study at any time. Refusing to participate or leaving the study will not result in any penalty or loss of benefits to which you are entitled. If you decide to stop participating in this study, you are encouraged to discuss this matter with one of the investigators of the study.

*Whom do I call if I have questions or problems?*

For answers to any questions concerning this study, contact the co-investigator, *James M. Owston*, at 304-575-3809. Email contact may be directed to [jowston@mountainstate.edu](mailto:jowston@mountainstate.edu).

For questions regarding your rights as a research participant, contact the Marshall University IRB#2 Chairman, Dr. Stephen D. Cooper or the Office of Research Integrity at 304-696-7320.

You will be provided with a copy of this consent form.

*Signatures*

I agree to participate in this study and confirm that I am 18 years of age or older. I have had a chance to ask questions about participation in this study and have those questions answered. By signing this consent form, I have not relinquished any legal rights to which I am entitled.

\_\_\_\_\_  
Participant's Name (printed)

\_\_\_\_\_  
Participant's Signature

\_\_\_\_\_  
Date

\_\_\_\_\_  
Person Obtaining Consent (printed)

\_\_\_\_\_  
Person Obtaining Consent Signature

\_\_\_\_\_  
Date

**APPENDIX U: SAMPLE FIELD NOTES (TELEPHONE INTERVIEW)**  
**(ABRIDGED) WITH THEMATIC DESCRIPTORS**

**APPENDIX U: SAMPLE FIELD NOTES (TELEPHONE INTERVIEW)  
(ABRIDGED) WITH THEMATIC DESCRIPTORS**

**THEMATIC  
DESCRIPTORS**

Interview Subject: **NAME WITHHELD**  
Subject School: **SCHOOL NAME WITHHELD**  
Date: January 26, 2007

**“What was the process that State of Georgia used to change the name of many of the colleges in the state to universities in 1996 and 1997?”**

**CHANGE  
AGENT**

“The process was largely driven by the person who was the chancellor of the University System at the time – his name was Steve Portch. And he wanted as much as possible for the names of the - I guess, there were then 34 institutions, to accurately to reflect in a sense the curriculum, but really it was about the degree granting authority of the institution.”

**REASONS TO  
CHANGE NAME**

“And, so he wanted it structured so you could tell from the name of the school what kind of degrees they offered. And, what was developed then was a five tier structure with and unfortunately it is sort of hierarchal and you know some schools in the perception were higher and lower; better and worse, whatever.”

**SYSTEM  
DESCRIPTION**

“But at the top of this structure, were the four research universities. And there were a couple of exceptions there. A couple of variations from this general theme because you couldn’t tell from three of the four names of the research institutions that they had full doctoral degree granting authority. The four research universities were then and are still: Georgia Institute of Technology, which does not have university in the name; the University of Georgia, which does; the Medical College of Georgia; and Georgia State University. And Georgia State is anomalous in that group but they sort of – none of them had any name changes associated with this.”

“The next level in the structure are the regional universities, which are two: Georgia Southern University and Valdosta State University. And they at the time were authorized to do EdDs – Doctorates in Education, but not the PhD and obviously bachelors and master’s degrees up through the EdD and not the PhD.”

“And then, this is the key thing for **INSTITUTION NAME WITHHELD** that were – universities that were authorized to offer bachelors and master’s degrees but not doctorates,”

## REASONS TO CHANGE NAME

“Chancellor Portch wanted all of them to have ‘State University’ in the title. That’s already – We’ve already got two exceptions because we have a research university and a regional university that are called ‘State University.’”

“But, set that aside. He wanted to be sure that all of the schools that had bachelor’s and master’s were state universities and **INSTITUTION NAME WITHHELD**, when that change happened in 1996, **INSTITUTION NAME WITHHELD** had already gone – was on its third name in less than 50 years already. And we had started as **INSTITUTION NAME WITHHELD**, then **INSTITUTION NAME WITHHELD**, then the **INSTITUTION NAME WITHHELD**. And it was the fact that it said ‘college’ but we were authorized to do master’s degrees that Chancellor Portch wanted to change.”

“So that’s the point that we became **INSTITUTION NAME WITHHELD**. And it was simply a way to reflect the fact that we did master’s degrees based on the name of the institution.”

## ISSUES OF NAME CHOICE

“And we can come back to the issues associated with that but for some of the other schools – a number of schools went through – changed their names at the same time and some of them ended up with really quirky things like **NAMES OF OTHER INSTITUTIONS OMITTED BECAUSE OF A PROCESS OF ELIMINATION FACTOR**.”

“But that was the basic philosophy behind it and then just to finish the line of reasoning there’s a category of schools that offer mostly two year degrees but a couple of bachelors degrees based on what the needs in the local area are.

For example, one of these schools might offer two year degrees plus a bachelor’s degree in nursing because there is a strong need in their part of the state. Those are ‘State Colleges.’ So, if you are called a ‘State College,’ that means you offer mostly two year degrees but a couple of bachelor’s degrees. In Georgia, if you are a public institution, that is just called a college, that means you are only authorized to offer two year degrees. Does, all that make sense?”



ALUMNI  
REACTIONS

**“Yes, I understand it because I work in higher ed, but I can see where the public and a student would be thoroughly confused.”**

“Ah yes, and I’m sure this is one of the things you’ve encountered in your study. There is no way to explain that to a graduate of the institution and they just see their beloved alma mater changing without having consulted with them.”

**“My understanding is that just kind of happened with one piece of legislation – perhaps there may have been a couple schools that were involved in that process when the changes were made in 96, but no one had input. Is that correct?”**

LEGISLATION

There was some input, but I believe it was fairly scattered; not done in any kind of consistent way. I don’t think – I think most of the consultation was at the upper administrative level of the campuses, and on some campuses there was some level of faculty involvement because that was an institutional choice.”

INSTITUTIONAL  
INPUT

“But there’s sort of a black box between the campus input and consultation and what the name ended up being. And so, **INSTITUTION NAME WITHHELD** was never really part of the discussion. Here at **INSTITUTION NAME WITHHELD**, that kind of came out of left field when everything got approved all at once.”

**“So someone else chose the name?”**

“Yes.”

FACULTY  
REACTIONS

**“What were the reactions of the faculty and staff regarding that?”**

“I think the response was largely ‘where did that come from’ and – alright now we’re getting into stuff I wouldn’t say in public (laughs).”

**“That’s fine because we’re not going to reference this to your specific institution so and there were enough schools making a change there, there would be no way – ”**

INSTITUTIONAL  
INPUT

“Yes. There was a sense of how the process was one more example of how the institution was asked for input and then there was no evidence that any attention had ever been paid to it. Does that make sense?”

**“Yes it does.”**

FACULTY  
REACTION

“So there was a sense of – a sense of frustration of the feeling of not having any control over what was going on, and because of all that, there was an inability for, and using faculty in particular, the faculty were not left in a good position to be able to help articulate the reasons for the change to students or to alumni.”

STUDENT  
REACTION

“And that ended up being er, probably creating more negative spin than it needed to, because you would expect faculty to be able to – students would turn to their advisor or faculty member and say, ‘Why did this happen?’ Rather than any clear explanation of the process, what they got was ‘Huh, I don’t know, I never,’ ‘No one asked me’ and ‘No one consulted us,’ or ‘We recommended something else and they obviously just ignored us.’ So the lack of connection between campus input and the final result made it a disconnect that, frankly, still has – there are members of our alumni board that bring that up every meeting now. ‘Why don’t we change it back?’ ‘Who did that?’ ‘Why did that happen?’ ‘Why did they do that to us?’”

ALUMNI  
REACTION

These field notes are abridged as the remainder dealt with specifics of the interviewee’s institution. In addition, certain references indicate the administrator’s personal career. The inclusion of the remainder of the interview would jeopardize the anonymity of the respondent.

**APPENDIX V: SAMPLE FIELD NOTES (LIVE INTERVIEW) WITH  
THEMATIC DESCRIPTORS**

## APPENDIX V: SAMPLE FIELD NOTES (LIVE INTERVIEW) WITH THEMATIC DESCRIPTORS

### THEMATIC DESCRIPTORS

Interview Subject: **NAME WITHHELD**  
Subject School: **SCHOOL NAME WITHHELD**  
Date: January 25, 2007

**Was the change – your desire or someone else’s– who was real change agent?**

### CHANGE AGENT

“Probably Hazo Carter, president of West Virginia State. I think that West Virginia State had gone to the legislature and asked for a change in its name. They were the only historically black institution that was a land-grant that wasn’t a university and that was the basis of their claim. They had been given land-grant status by the federal government again, and again the result of Dr. Carter’s leadership and his influence with Senator Byrd and others for which there was a substantial financial reward.”

### PROCESS

“The federal government provided land-grant money and that ended up leveraging state money for matching which West Virginia State continues to get. And when West Virginia State asked for that, the legislature thought that – I don’t know who it was – thought that there may be other institutions that might want to change as well. And rather than awarding, as you know by now, rather than awarding the change of names they came up with a plan to create criteria that institutions had to meet.”

### OTHER STATE MODELS

“And I think that the Policy Commission ended up studying and they looked at, as you know, Maryland and Georgia and some other states to determine what criteria they had applied. And created those and really as by product of what they were. We happened to meet those criteria so I think there was an environment created and a set of standards created that we happened to meet.”

### UNIVERSITY NAME

“**REFERENCE TO SPECIFIC INSTITUTION REMOVED.**”

“So it’s a – we didn’t believe there would be any – we were still going to be who we were and I would think – All believed that sun would rise in the east after this happened and of course, we had watched other institutions that changed their names and I think some did it for strategic purposes and some

thought they would buy into the prestige when they did it. And I think, so it wasn't something we aggressively sought."

## PRESTIGE

### **Are you saying that you already had the prestige?**

"No, No, not at all. Not at all. Its just that we had watched the name change game around the country and I've always believed that, that, that a lot of innovation takes place not just in higher education, but generally of a symbolic nature. Rather than a substantive nature."

"And if there is a class of symbolic innovations that simply involve relabeling. You know, frankly, I believe that what you have done at your institution is more of a substantive kind of a change and it is not a superficial kind of change, Jim. So it was not something that we aggressively sought."

## UNIVERSITY NAME

### **Would you have been pleased to keep the name of college and operate as a university?**

"Well, when you say operate as a university, again that invites up a host of questions. I think that we had concluded that we were derelict in our duties not to begin to offer high quality, master's programs, as resources permit, for the people of this region. And in really the practitioner's type master's programs. Usually in areas that require national program accreditation. So, there was a slight shift in mission here and that preceded the university and we didn't need the university name to affirm the importance of that truth – of that new part of our name."

### **I noticed over the years you had been offering graduate classes and at some point you actually had the approval of North Central to offer a graduate program. Am I correct in that?**

"Yes."

## GRADUATE PROGRAMS

### **And how many graduate programs do you have now?**

"**REFERENCE TO SPECIFIC INSTITUTION REMOVED.** but we will offer others. But we are not going to do it in a slap bash, haphazard way. We are going to offer solid programs to meet the real learning needs of people. I think that – you look at where this institution will be 15 years from now, I would

guess that somewhere in the neighborhood of 15 to 20 percent of our enrollment would be at the graduate level.”

#### STATE RESOURCES

“But it’s in areas that require resources and those are resources we’ve been provided? No, and we don’t expect any help from the state government to do the master’s programs. In fact, they’ve made it clear they would not provide resources for us to move to another level. Fortunately, when there’s genuine demand, private resources will become available even when you’re a public institution.”

**Back when the institutions were slated to go through this process, it is my understanding that there were five and four eventually made it. Am I correct in this assumption?**

#### WEST LIBERTY

“I think that there were only four. I don’t know that there was a fifth. I recall that there were only four that were involved in the legislation.”

**I was thinking that West Liberty had started but never finished the process.**

“You know, perhaps not because they didn’t meet the Policy Commission’s criteria.”

**The criteria that was set, do you think that was fair? Do you think it should have been stronger? Do you think it should have been more relaxed?**

#### HEPC CRITERIA

“Well I know you believe in reading your prospectus that it could have been more rigorous. You know there are other criteria. Taiwan has a different set of criteria. Taiwan has a fund raising criteria in its expectations of an institution to be called a university has to have a minimum in ten million in endowment. So again, I think the name university takes on so many meanings world wide that its difficult to say and when you are generally indifferent to that name, the criteria that used to apply it are not a matter of great importance.”

**In the prospectus, I cited Pennsylvania and New Jersey – especially New Jersey as having more stringent requirements. Georgia – a little more relaxed – in fact there were some schools that became universities in that change that may not have had any approved graduate programs at the time of the implementation.**

**How long would you say the process took place when the idea was first discussed?**

TIME FRAME

“You know, I don’t know. I do believe that West Virginia State began the process and I don’t know when that started. But I would say, Jim, if there was a seminal event or action, I would say it was what they started and I think that may have started when I think Dr. Carter probably worked for a decade on achieving land-grant status. I think it was in that.”

**Did you employ any specific strategies here at  
REFERENCE OF SPECIFIC INSTITUTION REMOVED to  
move this process on through the legislature?**

STRATEGIES

“I’ve pulled some things that may be helpful to you.  
REFERENCE OF SPECIFIC INSTITUTION REMOVED We  
just had an open discussion of the pros and cons of it.”

“I think that we ended up – we ended up deciding that all things on balance that it would probably be in our interest especially since three other institutions, and they seemed very determined to have their name change, that on balance it would be in our benefit to be part of the – and it really basically was a consortium or an alliance of institutions to get it together. That, ‘there’s a tide in the affairs of men when taken at the flood you know leads on to better things.’ We thought that one of the things would be created is a different tier of institutions in West Virginia, but we did not believe that there would be any immediate funding available as a result of it.”

**And there hasn’t been?**

FUNDING

“Uh, no. You know in fact, if you look at funding levels in the state of West Virginia. We are one of the few states that largely funds its community colleges more generously than it does its baccalaureate institutions and so there’s really not – really not a financial advantage. There’s not an immediate financial advantage.”

**What kind of reaction did you get from alumni about the change?**

ALUMNI

“Mixed. But ultimately, the alumni association endorsed it. But it was after a lot of soul searching people who were proud to be REFERENCE OF SPECIFIC INSTITUTION  
REMOVED graduates and other people before me who had

talked about the value of it.”

**Did you other replacement degrees with the new name for your alumni?**

**REFERENCE OF SPECIFIC INSTITUTION REMOVED**

**Any problems with the accreditation process, the legislature, the Higher Education Policy Commission, or any of those agencies that you have to work through the process?**

#### POLITICAL ISSUES

“Not really significantly. I don’t recall. I do think that, you know, that time to time there are new expectations or people want to use the name to leverage new things. And that happens as much internally as much as externally.”

“I hear from time to time that now that we’re a university shouldn’t we do X, Y, or Z. You know there really – and I think that name changes have been so common the accrediting associations see them as pretty passé. They seem almost indifferent to name changes. I don’t think that the people – I’ve not seen any problems as a result of it.”

**Any polarization of the faculty on the idea?**

#### FACULTY

“Not significantly. I do think that, you know, we have emphasized our teaching mission – that we are a teaching faculty and I think it has give more pause to think about what if any research responsibilities we have that we know that teaching is our principle function here and that we want to support the few faculty who have legitimate research interests.”

“We have seen a lot of third rate research going on around the country. And I think that it takes real resources to do first rate research and really our ambitions are not carrying us in that direction.”

**What are some of the benefits you’ve received from taking on the name university? Has it helped the school any way shape or form? A bump in enrollment, retention increase, funding, or anything else?**

#### BENEFITS FROM THE CHANGE

“I think if you were to look at gift income in total. There might be reason to believe that the last three or four years that



were especially good were related to the name, but they were really related to things underway before the name change. So I don't think that the bump in gift income and certainly not enrollment in hence was not."

## COMMUNITY COLLEGES

"One of the things, I do think that there's has been a change. One of the things that we thought would end up happening would be that there would be a shift that with the new community colleges in West Virginia that some of the students we had been taking would probably end up going the community colleges and we would replace those students with graduate students. And to a certain extent, that has happened. I would see that, as I said earlier, I think the composition of our enrollment would probably 85/15 or 80/20."

**You mentioned the community college system, REFERENCE OF SPECIFIC INSTITUTION REMOVED What are your thoughts on the legislature's decision to create a separate community college system?**

## COMMUNITY COLLEGES

"I think it plays out differently in different parts of the state. I think that, if you look at Glenville State's stance now there funded at a level that is significantly above West Virginia University by the state. They have fewer students, but they have more money to serve fewer students."

"You look at Bluefield State, they have less money to serve the same amount of students. So, the institutions that want the Community College affiliated with them really have to have the political clout to keep them there. REFERENCE OF SPECIFIC INSTITUTION REMOVED I think we've got the resources in West Virginia now and our community colleges have the resources to be catalyzed. And frankly, it is probably in the interests of some of the four year institutions to give up some of their marginal students to the community colleges."

"New River for example is funded significantly better than its former parent institution Bluefield State. New River has play money. They have money to do some new things. My concern with all of education in West Virginia, the enrollment increase in the public institutions has come from two places."

## SOURCE OF ENROLLMENT INCREASE

"One, the recruitment of out of state students and two, the offering of dual enrollment courses in high school. And that's a substantial part of the enrollment of community colleges. And my concern is that those dual enrollments because through

accreditation with all, you might not see this; but with the publics, we are required to take those credits and I'm concerned that there are not the quality controls in place to assure that. The dual enrollment grew exponentially over several years. It has begun to level off."

**Are you funded with the state portion for those students?**

FUNDING

If when they are counted. Dual enrollment students are counted, so in years in which institutions are funded on the basis of enrollment, those students would count.

**What about the PROMISE Scholarship, has that helped any?**

PROMISE  
SCHOLARSHIP

"Yes it helped by, and we already had a fairly substantial scholarship program in place, and frankly we were doing – it has relieved us of the burden we have because we do get a substantial number of PROMISE Scholars."

**Has that contributed to an enrollment growth?**

"These are students – and I read in a study that I read last week that 97 or 98 percent of those students would go to school anyway. You know, those were people who were already coming. I do think, as it did in Georgia, that enabled WVU to recruit students that would have gone to the regional colleges. **REFERENCE OF SPECIFIC INSTITUTION REMOVED** I think that those are people who we were already getting."

**REFERENCE OF SPECIFIC INSTITUTION REMOVED – BOTH QUESTION AND ANSWER**

**Where would I find these figures?**

"Just go to the state budgets and find the base budget of the state institutions and go to the Policy Commission and look for FTE enrollment. If you look at their funding they are in very good shape."

**REFERENCE OF SPECIFIC INSTITUTION REMOVED – BOTH QUESTION AND ANSWER**

## COST OF CHANGE

### **What would an estimated cost of changing the name?**

“I don’t know – in our budget was relatively insignificant. It was a one time cost and we probably didn’t do all that we probably should have done as quickly as we should.”

### **Did you allow for stationary to run out before ordering new?**

“Not all of it – but a good bit of it. At some point we tried to estimate that cost and I forget what it was but it was less than a hundred thousand. It was probably in the neighborhood of 50.”

## ADVICE

### **If you were going to give advice to someone planning to make a similar transition, what would it be?**

“You know, I wouldn’t offer advice. I think that every situation has its nuances. I think the advice that I’d tried to heed came from Sir Eric Ashby and he wrote it years ago, ‘unless you’ve known an institution well or loved it long, you shouldn’t tamper with it.’ I think there are some institutions that are nearly bankrupt when a new leader comes in and the worst thing you could do is to respect its traditions because those traditions, and so each leader, each of us goes into a different situation.”

## HINDSIGHT

### **It has been almost three years now, would you do anything different?**

“There’s nothing that leaps into my mind. We have a plan that we have worked on, and we worked on those [things] and they have not been dependent upon the name change. I think there are things we have to do to improve, you know many of them are related to the fundamental purpose of the institution and they have to do with student learning. I think that, though they might not deal with the name change, there are a lot of things that we have to do better than we are doing now so – and they have to do with student learning. I think we have to do a much better job helping freshmen succeed than we’ve been doing.”

COLLEGE  
READINESS

**Are you seeing many problems with incoming freshmen with not having the necessary skills?**

“No, I think that has always been the case, and we are not as good as we need to be in meeting the needs of those who come. I think there is evidence that there is an increase in what freshmen know. At least their tested knowledge has improved modestly. ACT scores have increased. I just think we need to do a better job of helping freshmen succeed. Actually, the university name could be a diversion from that.”

## **APPENDIX W: SUBREGIONS OF APPALACHIA**

## APPENDIX W: SUBREGIONS OF APPALACHIA

### Northern Appalachian Counties

**Maryland:** Allegany, Garrett, and Washington.

**New York:** Allegany, Broome, Cattaraugus, Chautauqua, Chemung, Chenango, Cortland, Delaware, Otsego, Schoharie, Schuyler, Steuben, Tioga, and Tompkins.

**Ohio:** Adams, Athens, Belmont, Brown, Carroll, Clermont, Columbiana, Coshocton, Gallia, Guernsey, Harrison, Highland, Hocking, Holmes, Jackson, Jefferson, Lawrence, Meigs, Monroe, Morgan, Muskingum, Noble, Perry, Pike, Ross, Scioto, Tuscarawas, Vinton, and Washington.

**Pennsylvania:** Allegheny, Armstrong, Beaver, Bedford, Blair, Bradford, Butler, Cambria, Cameron, Carbon, Centre, Clarion, Clearfield, Clinton, Columbia, Crawford, Elk, Erie, Fayette, Forest, Fulton, Greene, Huntingdon, Indiana, Jefferson, Juniata, Lackawanna, Lawrence, Luzerne, Lycoming, McKean, Mercer, Mifflin, Monroe, Montour, Northumberland, Perry, Pike, Potter, Schuylkill, Snyder, Somerset, Sullivan, Susquehanna, Tioga, Union, Venango, Warren, Washington, Wayne, Westmoreland, and Wyoming.

**West Virginia:** Barbour, Berkeley, Boone, Braxton, Brooke, Cabell, Calhoun, Clay, Doddridge, Fayette, Gilmer, Grant, Greenbrier, Hampshire, Hancock, Hardy, Harrison, Jackson, Jefferson, Kanawha, Lewis, Marion, Marshall, Mason, Mineral, Monongalia, Morgan, Nicholas, Ohio, Pendleton, Pleasants, Pocahontas, Preston, Putnam, Randolph, Ritchie, Roane, Taylor, Tucker, Tyler, Upshur, Wayne, Webster, Wetzel, Wirt, and Wood.

### Central Appalachian Counties

**Kentucky:** Adair, Bath, Bell, Boyd, Breathitt, Carter, Casey, Clark, Clay, Clinton, Cumberland, Edmonson, Elliott, Estill, Fleming, Floyd, Garrard, Green, Greenup, Harlan, Hart, Jackson, Johnson, Knott, Knox, Laurel, Lawrence, Lee, Leslie, Letcher, Lewis, Lincoln, Madison, Magoffin, Martin, McCreary, Menifee, Monroe, Montgomery, Morgan, Owsley, Perry, Pike, Powell, Pulaski, Rockcastle, Rowan, Russell, Wayne, Whitley, and Wolfe.

**Tennessee:** Anderson, Campbell, Cannon, Claiborne, Clay, Cumberland, De Kalb, Fentress, Hancock, Jackson, Macon, Morgan, Overton, Pickett, Putnam, Scott, Smith, Van Buren, Warren, and White.

## APPENDIX W: SUBREGIONS OF APPALACHIA (continued)

### Central Appalachian Counties (continued)

**Virginia:** Buchanan, Dickenson, Lee, Russell, Scott, Tazewell, Wise, the independent city of Norton.

**West Virginia:** Lincoln, Logan, McDowell, Mercer, Mingo, Monroe, Raleigh, Summers, and Wyoming.

### Southern Appalachian Counties

**Alabama:** Bibb, Blount, Calhoun, Chambers, Cherokee, Chilton, Clay, Cleburne, Colbert, Coosa, Cullman, De Kalb, Elmore, Etowah, Fayette, Franklin, Hale, Jackson, Jefferson, Lamar, Lauderdale, Lawrence, Limestone, Macon, Madison, Marion, Marshall, Morgan, Pickens, Randolph, Shelby, St. Clair, Talladega, Tallapoosa, Tuscaloosa, Walker, and Winston.

**Georgia:** Banks, Barrow, Bartow, Carroll, Catoosa, Chattooga, Cherokee, Dade, Dawson, Douglas, Elbert, Fannin, Floyd, Forsyth, Franklin, Gilmer, Gordon, Gwinnett, Habersham, Hall, Haralson, Hart, Heard, Jackson, Lumpkin, Madison, Murray, Paulding, Pickens, Polk, Rabun, Stephens, Towns, Union, Walker, White, and Whitfield.

**Mississippi:** Alcorn, Benton, Calhoun, Chickasaw, Choctaw, Clay, Itawamba, Kemper, Lee, Lowndes, Marshall, Monroe, Montgomery, Noxubee, Oktibbeha, Panola, Pontotoc, Prentiss, Tippah, Tishomingo, Union, Webster, Winston, and Yalobusha.

**North Carolina:** Alexander, Alleghany, Ashe, Avery, Buncombe, Burke, Caldwell, Cherokee, Clay, Davie, Forsyth, Graham, Haywood, Henderson, Jackson, Macon, Madison, McDowell, Mitchell, Polk, Rutherford, Stokes, Surry, Swain, Transylvania, Watauga, Wilkes, Yadkin, and Yancey

**South Carolina:** Anderson, Cherokee, Greenville, Oconee, Pickens, and Spartanburg.

**Tennessee:** Bledsoe, Blount, Bradley, Carter, Cocke, Coffee, Franklin, Grainger, Greene, Grundy, Hamblen, Hamilton, Hawkins, Jefferson, Johnson, Knox, Loudon, Marion, McMinn, Meigs, Monroe, Polk, Rhea, Roane, Sequatchie, Sevier, Sullivan, Unicoi, Union, and Washington.

**Virginia:** Alleghany, Bath, Bland, Botetourt, Carroll, Craig, Floyd, Giles, Grayson, Highland, Montgomery, Pulaski, Rockbridge, Smyth, Washington, Wythe, and the independent cities of Bristol, Buena Vista, Clifton Forge Covington, Galax, Lexington, and Radford.

Source: Appalachian Regional Commission (2002).

**APPENDIX X: COLLEGE-TO-UNIVERSITY CHANGES 1996 – 2001**  
**GRADUATE PROGRAMS – YEAR OF NAME CHANGE**



**APPENDIX X: COLLEGE-TO-UNIVERSITY CHANGES 1996 – 2001**  
**GRADUATE PROGRAMS – YEAR OF NAME CHANGE**

<b>New Name</b>	<b>LEVEL 6</b>	<b>LEVEL 7</b>	<b>LEVEL 8</b>	<b>LEVEL 9</b>	<b>LEVEL 10</b>	<b>LEVEL 11</b>
Western University of Health Sciences	1	2	0	0	2	0
Albany State University	0	5	1	0	0	0
Armstrong Atlantic State University	0	9	0	0	0	0
Augusta State University	2	8	7	0	0	0
Columbus State University	0	13	5	0	0	0
Fort Valley State University	0	5	1	0	0	0
Georgia Southwestern State University	0	9	2	0	0	0
Kennesaw State University	0	7	0	0	0	0
Savannah State University	0	2	0	0	0	0
Southern Polytechnic State University	0	6	0	0	0	0
State University of West Georgia	0	6	0	0	0	0
Benedictine University	0	9	0	1	0	0
Campbellsville University	0	1	0	0	0	0
Pfeiffer University	1	4	0	0	1	0
Trevecca Nazarene University	0	9	0	0	0	0
Texas Lutheran University	0	0	0	0	0	0
University of the Incarnate Word	1	14	0	0	0	0
Wheeling Jesuit University	1	5	0	0	0	0
WVU Institute of Technology	0	1	0	0	0	0
Claremont Graduate University	0	28	0	16	0	0
Fresno Pacific University	17	5	0	0	0	0
Hope International University	0	5	0	0	0	0
Colorado Technical University*	0	4	0	2	0	0
Clayton College & State University	0	0	0	0	0	0
Georgia College & State University	0	23	6	0	0	0
Life University	0	1	0	0	1	0
North Georgia College and State University	0	2	0	0	0	0
Dominican University	3	9	0	0	0	0
North Park University	9	6	1	1	1	0
MidAmerica Nazarene University	0	2	0	0	0	0
Concordia University, St. Paul	11	0	0	0	0	0
Rowan University	12	18	1	1	0	0
Rogers State University	0	10	0	0	0	0
St. Gregory's University	0	0	0	0	0	0
Southern Oregon University	0	6	0	0	0	0
Western Oregon University	7	15	0	0	0	0
National American University	0	0	0	0	0	0
Lee University	0	4	0	0	0	0
Southern Adventist University	0	2	0	0	0	0
Texas A & M University – Baylor College of the Dentistry	0	2	0	0	1	1
Cardinal Stritch University	0	11	0	0	0	0
Athens State University	0	0	0	0	0	0
California Baptist University	0	5	0	0	0	0
Point Loma Nazarene University	5	8	2	0	0	0

New Name	LEVEL 6	LEVEL 7	LEVEL 8	LEVEL 9	LEVEL 10	LEVEL 11
Strayer University	0	3	0	0	0	0
University of St. Francis (IL)	2	6	0	0	0	0
University of St. Francis (IN)	0	9	0	0	0	0
Newman University	0	4	0	0	0	0
Brescia University	0	1	0	0	0	0
Siena Heights University	0	4	0	0	0	0
Evangel University	0	6	0	0	0	0
Lindenwood University	3	18	0	0	0	0
Concordia University	1	10	0	0	0	0
New Jersey City University	7	15	1	0	0	0
New School University*	1	12	0	15	0	0
Eastern Oregon University	0	0	0	0	0	0
Marylhurst University	0	4	0	0	0	0
Marywood University	25	27	0	1	0	0
Southwestern Adventist University	0	2	0	0	0	0
Hollins University	0	8	1	0	0	0
Vanguard University of Southern California	1	6	0	0	0	0
Naropa University	1	9	0	0	0	0
Saint Leo University	1	3	0	0	0	0
Northwest Nazarene University	0	3	0	0	0	0
Cornerstone University	0	5	0	1	1	0
Capella University	18	17	0	15	0	0
North Central University	0	0	0	0	0	0
Rockhurst University	0	4	0	0	0	0
Philadelphia University	0	12	0	0	0	0
University of the Sciences in Philadelphia	0	10	0	4	1	0
Dominican University of California	1	12	0	0	0	0
Thomas University	0	2	0	0	0	0
National University of Health Sciences	0	0	0	0	1	0
Graceland University	1	1	1	0	0	0
William Penn University	0	0	0	0	0	0
Bellarmino University	1	10	1	0	0	0
Sullivan University	1	6	0	0	0	0
Davenport University	0	4	0	0	0	0
Finlandia University	0	0	0	0	0	0
Northwestern Health Sciences University	0	0	0	0	1	0
Drury University	1	10	0	0	0	0
Park University	0	6	0	0	0	0
Cedarville University	0	1	0	0	0	0
University of Northwestern Ohio	0	0	0	0	0	0
Viterbo University	0	2	0	0	0	0
Notre Dame de Namur University	2	12	0	0	0	0
Southern California University of Health Science	0	0	0	0	1	7
Webber International University	0	1	0	0	0	0
Brigham Young University – Idaho	0	0	0	0	0	0
Argosy University*	7	9	8	7	0	3
Briar Cliff University	0	1	0	0	0	0

<b>New Name</b>	<b>LEVEL 6</b>	<b>LEVEL 7</b>	<b>LEVEL 8</b>	<b>LEVEL 9</b>	<b>LEVEL 10</b>	<b>LEVEL 11</b>
Concordia University	0	0	0	0	0	0
Spring Arbor University	0	5	0	0	0	0
Southern New Hampshire University	0	4	0	0	0	0
Elon University	1	2	0	1	0	0
David N. Myers University	0	3	0	0	0	0
Union Institute and University	0	0	0	2	0	0
Oklahoma Wesleyan University	0	0	0	0	0	0
Arcadia University	1	10	2	1	0	0
Philadelphia Biblical University	0	5	0	0	0	0
Schreiner University	1	2	0	0	0	0
Averett University	0	3	0	0	0	0
Mountain State University	0	7	1	0	0	0

\*Represents programs at main campus site only.

U.S. Department of Education graduate program levels:

Level 6: Post bachelor's certificates

Level 7: Master's degrees

Level 8: Intermediate degrees & post master's certificates

Level 9: Research doctorates

Level 10: First professional degrees

Level 11: Advanced professional degrees and certificates

**APPENDIX Y: COLLEGE-TO-UNIVERSITY CHANGES 1996 – 2001**  
**GRADUATE PROGRAMS – 5 YEARS AFTER NAME CHANGE**

**APPENDIX Y: COLLEGE-TO-UNIVERSITY CHANGES 1996 – 2001**  
**GRADUATE PROGRAMS – 5 YEARS AFTER NAME CHANGE**

New Name	LEVEL 6	LEVEL 7	LEVEL 8	LEVEL 9	LEVEL 10	LEVEL 11
Western University of Health Sciences	2	5	0	0	2	0
Albany State University	0	5	1	0	0	0
Armstrong Atlantic State University	0	10	0	0	0	0
Augusta State University	0	10	5	0	0	0
Columbus State University	0	18	5	0	0	0
Fort Valley State University	0	6	1	0	0	0
Georgia Southwestern State University	0	12	2	0	0	0
Kennesaw State University	2	10	0	0	0	0
Savannah State University	0	3	0	0	0	0
Southern Polytechnic State University	0	8	0	0	0	0
State University of West Georgia	0	28	9	1	0	0
Benedictine University	16	11	0	1	0	0
Campbellsville University	0	7	0	0	0	0
Pfeiffer University	1	4	0	0	0	0
Trevecca Nazarene University	0	11	0	2	0	0
Texas Lutheran University	0	0	0	0	0	0
University of the Incarnate Word	3	16	0	1	0	0
Wheeling Jesuit University	0	6	0	0	0	0
WVU Institute of Technology	0	1	0	0	0	0
Claremont Graduate University	0	31	0	17	0	0
Fresno Pacific University	18	9	1	0	0	0
Hope International University	2	5	0	0	0	0
Colorado Technical University*	0	5	0	2	0	0
Clayton College & State University	3	0	0	0	0	0
Georgia College & State University	0	25	5	0	0	0
Life University	0	1	0	0	1	0
North Georgia College and State University	6	5	0	0	1	0
Dominican University	3	10	3	0	0	0
North Park University	26	9	1	1	1	0
MidAmerica Nazarene University	0	4	0	0	0	0
Concordia University, St. Paul	0	2	0	0	0	0
Rowan University	15	20	0	1	2	0
Rogers State University	0	0	0	0	0	0
St. Gregory's University	0	0	0	0	0	0
Southern Oregon University	0	11	0	0	0	0
Western Oregon University	5	14	0	0	0	0
National American University	0	1	0	0	0	0
Lee University	0	7	0	0	0	0
Southern Adventist University	0	14	0	0	0	0
Texas A & M University – Baylor College of the Dentistry	0	2	0	0	1	1
Cardinal Stritch University	0	13	0	1	0	0
Athens State University	0	0	0	0	0	0
California Baptist University	0	5	0	0	0	0
Point Loma Nazarene University	3	8	1	0	0	0

<b>New Name</b>	<b>LEVEL 6</b>	<b>LEVEL 7</b>	<b>LEVEL 8</b>	<b>LEVEL 9</b>	<b>LEVEL 10</b>	<b>LEVEL 11</b>
Strayer University	3	5	0	0	0	0
University of St. Francis (IL)	2	11	0	0	0	0
University of St. Francis (IN)	0	9	0	0	0	0
Newman University	0	4	0	0	0	0
Brescia University	0	2	0	0	0	0
Siena Heights University	0	7	0	0	0	0
Evangel University	0	6	0	0	0	0
Lindenwood University	2	22	1	0	0	0
Concordia University	2	10	0	0	0	0
New Jersey City University	6	19	1	0	0	0
New School University*	1	14	1	14	0	0
Eastern Oregon University	0	0	0	0	0	0
Marylhurst University	0	4	0	0	0	0
Marywood University	32	32	0	6	0	0
Southwestern Adventist University	0	2	0	0	0	0
Hollins University	0	5	1	0	0	0
Vanguard University of Southern California	1	10	0	0	0	0
Naropa University	0	14	0	0	1	0
Saint Leo University	0	6	0	0	0	0
Northwest Nazarene University	0	6	0	0	0	0
Cornerstone University	0	12	0	0	1	0
Capella University	19	37	0	26	0	0
North Central University	0	0	0	0	0	0
Rockhurst University	2	4	0	1	0	0
Philadelphia University	0	11	0	1	0	0
University of the Sciences in Philadelphia	0	14	0	6	1	0
Dominican University of California	4	13	0	0	0	0
Thomas University	2	5	0	0	0	0
National University of Health Sciences	0	2	0	0	1	0
Graceland University	1	4	2	0	0	0
William Penn University	0	0	0	0	0	0
Bellarmino University	1	12	1	1	0	0
Sullivan University	1	7	0	0	0	0
Davenport University	1	4	0	0	0	0
Finlandia University	0	0	0	0	0	0
Northwestern Health Sciences University	0	2	0	0	1	0
Drury University	4	12	0	0	0	0
Park University	2	19	0	0	0	0
Cedarville University	0	2	1	0	0	0
University of Northwestern Ohio	0	0	0	0	0	0
Viterbo University	0	5	0	0	0	0
Notre Dame de Namur University	13	19	0	0	0	0
Southern California University of Health Science	0	1	0	0	1	6
Webber International University	0	2	0	0	0	0
Brigham Young University – Idaho	0	0	0	0	0	0
Argosy University*	11	15	8	8	0	0
Briar Cliff University	0	3	0	0	0	0

<b>New Name</b>	<b>LEVEL 6</b>	<b>LEVEL 7</b>	<b>LEVEL 8</b>	<b>LEVEL 9</b>	<b>LEVEL 10</b>	<b>LEVEL 11</b>
Concordia University	0	1	0	0	0	0
Spring Arbor University	0	7	0	0	0	0
Southern New Hampshire University	0	4	0	1	1	0
Elon University	6	43	0	2	0	0
David N. Myers University	0	2	0	0	0	0
Union Institute and University	0	10	1	2	0	0
Oklahoma Wesleyan University	0	1	0	0	0	0
Arcadia University	10	21	2	2	0	0
Philadelphia Biblical University	0	5	0	0	1	0
Schreiner University	1	3	0	0	0	0
Averett University	0	7	0	0	0	0
Mountain State University	3	7	2	0	0	0

\*Represents programs at main campus site only.

U.S. Department of Education graduate program levels:

Level 6: Post baccalaureate certificates

Level 7: Master's degrees

Level 8: Intermediate degrees & post master's certificates

Level 9: Research doctorates

Level 10: First professional degrees

Level 11: Advanced professional degrees and certificates

**APPENDIX Z: WEST VIRGINIA HIGHER EDUCATIONAL  
TRANSFORMATIONS**



## **APPENDIX Z: WEST VIRGINIA HIGHER EDUCATIONAL TRANSFORMATIONS**

### **West Virginia Governing Boards**

**West Virginia Board of Education** until 1969 (all State Colleges except WVU)

**West Virginia University Board of Governors** (WVU only) until 1969

**West Virginia Board of Regents** 1969-1989 (all institutions)

**The Board of Trustees of the University of West Virginia System** 1989-2000  
WVU, Marshall, WVSOM, and WV Graduate College (WVU Tech in 1996)

**State College System Board of Directors** 1989-2000  
All remaining state colleges and community colleges

**Higher Education Policy Commission** 2000 –  
All institutions until 2004; Community & Technical Colleges separated in 2004

**West Virginia Council for Community and Technical College Education** 2004 –

### **West Virginia Public Institutions (Four-Year, Medical, and Divisional)**

#### **Bluefield State College**

Bluefield Colored Institute 1895  
Bluefield Institute 1929  
Bluefield State Teachers College 1931  
Bluefield State College 1943  
Administration merged with Concord College 1973-1976

#### **Concord University**

Concord Branch of the West Virginia State Normal School (Marshall College) 1872  
Concord State Normal School 1919  
Concord State Teachers College 1931  
Concord College 1943  
Administration merged with Bluefield State College 1973-1976  
Concord University 2004

From 1872-1919 variously known as:

Concord Branch of the West Virginia State Normal School  
Concord Branch of the State Normal School  
Concord State Normal School  
The State Normal School at Concord  
The State Normal School at Athens

**Fairmont State University**

West Virginia Normal School at Fairmont 1865 (private)  
The Regency of the West Virginia Normal School 1865 (private)  
Fairmont Branch of the West Virginia State Normal School (Marshall College) 1868  
Fairmont State Normal School 1919  
Fairmont State Teachers College 1931  
Fairmont State College 1943  
Fairmont State University 2004

From 1868-1919 variously known as:

Fairmont Branch of the West Virginia State Normal School  
Fairmont Branch of the State Normal School  
Fairmont State Normal School  
The State Normal School at Fairmont

**Glenville State College**

Glenville Branch of the West Virginia State Normal School (Marshall College) 1872  
Glenville State Normal School 1919  
Glenville State Teachers College 1931  
Glenville State College 1943

From 1872-1919 variously known as:

Glenville Branch of the West Virginia State Normal School  
Glenville Branch of the State Normal School  
Glenville State Normal School  
The State Normal School at Glenville

**Marshall University**

Marshall Academy 1837 (Private: Methodist Episcopal Church)  
Control transferred to Methodist Episcopal Church, South 1851  
Marshall College 1858 (Private: Methodist Episcopal Church, South)  
West Virginia State Normal School 1867 (state)  
Marshall College State Normal School (WV State Normal School) 1868  
Marshall College 1919  
Marshall University 1961

From 1868 to 1919 variously known as:

West Virginia State Normal School  
Marshall College State Normal School  
Marshall College  
State Normal School at Huntington

**Marshall University Graduate College**

Kanawha Valley Graduate Center of Science and Engineering of WVU 1958  
West Virginia College of Graduate Studies 1972 (independent state school)  
University of West Virginia College of Graduate Studies 1989  
West Virginia Graduate College 1992  
Marshall University Graduate College 1997 (as a division of Marshall University)

Variously known from 1972 to 1997 as COGS or the Graduate College.

**Potomac State College West Virginia University**

Keyser Preparatory Branch of West Virginia University 1901  
West Virginia Preparatory School 1902  
Potomac State School 1921  
Potomac State School of West Virginia 1935  
Potomac State College 1953  
Potomac State College West Virginia University 2005 (as a division of WVU)

**Shepherd University**

Shepherd College 1871 (private)  
Shepherd College & Branch of the WV State Normal School (Marshall College) 1872  
Shepherd College State Normal School 1919  
Shepherd State Teachers College 1931  
Shepherd College 1943  
Shepherd University 2004

From 1872-1919 variously known as:

Shepherd College & Branch of the West Virginia State Normal School  
Shepherd Branch of the West Virginia State Normal School  
Shepherdstown Branch of the West Virginia State Normal School  
Shepherd College Branch of the West Virginia State Normal School  
Shepherd Branch of the State Normal School  
Shepherd College Branch of the State Normal School  
Shepherdstown Branch of the State Normal School  
Shepherd College State Normal School  
The State Normal School at Shepherd College  
The State Normal School at Shepherdstown  
Shepherd College

**West Liberty State College**

West Liberty Academy 1837 (Private: Baptist affiliation)  
West Liberty Branch of the WV State Normal School (Marshall College) 1870  
West Liberty State Normal School 1919  
West Liberty State Teachers College 1931  
West Liberty State College 1943

From 1870-1919 variously known as:

West Liberty Normal School  
West Liberty Branch of the West Virginia State Normal School  
West Liberty Branch of the State Normal School  
The State Normal School at West Liberty

**West Virginia School of Osteopathic Medicine**

Lewisburg Academy 1812 (Private: Presbyterian; precursor but not antecedent to WVSOM)  
Greenbrier Military Academy 1890 (precursor but not antecedent to WVSOM)  
Lee Military Academy 1896 (precursor but not antecedent to WVSOM)  
Greenbrier Academy 1899 (precursor but not antecedent to WVSOM)  
Greenbrier Presbyterial School 1902 (precursor but not antecedent to WVSOM)  
Greenbrier Presbyterial Military School 1906 (precursor but not antecedent to WVSOM)  
Greenbrier Military School 1922; precursor but not antecedent to WVSOM  
Greenbrier College of Osteopathic Medicine 1972 (Private)  
West Virginia School of Osteopathic Medicine 1976 (State controlled)

**West Virginia State University**

West Virginia Colored Institute 1891  
West Virginia Collegiate Institute 1915  
West Virginia State College 1929  
West Virginia State University 2004

**West Virginia University**

Monongalia Academy 1814 (precursor but not antecedent to WVU)  
Woodburn Seminary 1858 (precursor but not antecedent to WVU)  
Agricultural College of West Virginia 1867  
West Virginia University 1868

**West Virginia University Institute of Technology**

Montgomery Preparatory School 1895 (branch of WVU)  
West Virginia Trade School 1917 (independent state school)  
New River State School 1921  
New River State College 1931  
West Virginia Institute of Technology 1941  
West Virginia University Institute of Technology 1996 (as regional WVU campus)  
West Virginia University Institute of Technology 2007 (as WVU division)

## **West Virginia Community and Technical Colleges**

### **Blue Ridge Community and Technical College**

Shepherd Community College 1974 (division of Shepherd College)  
Shepherd Community & Technical College 1995  
Moved to Martinsburg, WV 2001  
Community and Technical College of Shepherd 2005 (independent institution)  
Blue Ridge Community & Technical College 2006

### **Community & Technical College of West Virginia University Institute of Technology**

West Virginia Institute of Technology Community College 1966 (division of WVIT)  
West Virginia Institute of Technology Community & Technical College 1995  
WVU Institute of Technology Community & Technical College 1996  
Community & Technical College of WVU Institute of Technology (independent institution) 2004

### **Eastern West Virginia Community & Technical College**

Eastern West Virginia Community & Technical College 1999  
Until it receives regional accreditation, it is operating as a branch of Southern WV Community and Technical College and falls under its accreditation.

### **Marshall Community & Technical College**

Marshall University Community College 1975 (division of Marshall University)  
Marshall University Community & Technical College 1995  
Marshall Community & Technical College (independent institution) 2003

### **New River Community and Technical College**

Bluefield State Community College 1966 (division of Bluefield State College)  
Bluefield State Community & Technical College 1995

Greenbrier Valley Extension Center 1969 (division of WVU)  
Greenbrier Valley College Center 1975 (division of Bluefield State College)  
Moved to the former campus of Greenbrier College (for Women) 1993  
Variously known as Greenbrier Community College

Beckley Center, Bluefield State College 1995

Nicholas County Center of Glenville State College 1986  
Glenville State Community & Technical College 1995

New River Community and Technical College 2003

Created by a merger of the Bluefield, Beckley, & Lewisburg branches of Bluefield State CTC and the Nicholas County Center of Glenville CTC and operated as the component CTC of Bluefield State College  
Independent institution 2004

**Pierpont Community and Technical College**

Fairmont State Community College 1974 (division of Fairmont State College)  
Fairmont State Community & Technical College 1995  
Fairmont State Community & Technical College (independent institution) 2003  
Absorbed Glenville State CTC's Centers except Nicholas County 2003  
Pierpont Community & Technical College 2006 (division of Fairmont State University)

**Southern West Virginia Community & Technical College**

Marshall University – Logan & Williamson branch campuses 1963  
Logan-Williamson Community College 1971 (independent)  
Southern West Virginia Community College 1971  
Southern West Virginia Community & Technical College 1995

**West Virginia Northern Community & Technical College**

West Liberty State Hancock County Branch 1961  
West Virginia Northern Community College 1971 (independent)  
West Virginia Northern Community & Technical College 1995

**West Virginia State Community and Technical College**

West Virginia State Community College 1971 (as a division of WV State)  
West Virginia State Community and Technical College 1995  
West Virginia State Community and Technical College (independent) 2004

**West Virginia University at Parkersburg**

West Virginia University – Parkersburg Branch Campus 1961  
Parkersburg Community College 1971 (independent)  
West Virginia University at Parkersburg 1989 (regional branch of WVU)

**West Virginia Private Institutions****Alderson-Broadbush College**

Winchester Female Institute (Private: American Baptist Convention) 1871  
Moved from Winchester, VA to Clarksburg, WV 1876  
Broadbush Female College 1876  
Broadbush College 1885  
Broadbush Classical and Scientific Institute 1894  
Moved to Philippi, WV in 1909  
Broadbush College 1918

Alleghany College 1859 (precursor but not antecedent to Alderson Academy)  
Alderson Academy 1901 (Private)  
Alderson Baptist Academy 1911 (Private: American Baptist Convention)  
Alderson Baptist Academy and Junior College 1918  
Alderson Junior College circa 1925

Alderson-Broadbush College 1932 (Merger of both institutions)

**Appalachian Bible College**

Appalachian Bible Institute (private: Independent Baptist) 1950  
Moved from Pettus to Bradley, WV 1955  
Appalachian Bible College 1978

**Bethany College**

Buffalo Academy 1818 (precursor but not antecedent to Bethany College)  
Bethany College 1840 (private: Disciples of Christ)

**Davis & Elkins College**

Davis & Elkins College (Private: Presbyterian) 1904

**Mountain State University**

Beckley College (Proprietary) 1933  
Beckley College (Private Not-for-Profit) 1959  
The College of West Virginia 1991  
Mountain State University 2001

From 1933 to 1991, variously and unofficially known as Beckley Junior College

**Ohio Valley University**

Ohio Valley College (Private: Churches of Christ) 1958  
Merged with Northeastern Christian Junior College 1993  
Ohio Valley University 2005

Northeastern Institute for Christian Education 1957  
Northeastern Christian Junior College 1964  
Accredited by Middle States Association of Colleges and Schools in 1978

**University of Charleston**

Barboursville Seminary (Private: Methodist Episcopal Church, South)  
Barboursville College  
Morris Harvey College  
Moved from Barboursville to Charleston, WV 1935  
Merged with Kanawha Junior College 1939  
Control transferred to The Methodist Church 1939  
Control transferred to independent-private 1942  
Moved to permanent campus site in 1947  
Merged with Mason College of Music and Fine Arts 1956  
University of Charleston 1979

**West Virginia Wesleyan College**

West Virginia Conference Seminary 1890 (Private: Methodist-Episcopal Church)  
Wesleyan University of West Virginia 1905  
West Virginia Wesleyan College 1906  
Control transferred to The Methodist Church 1939  
Control transferred to The United Methodist Church 1968

**Wheeling Jesuit University**

Wheeling College (Private: Roman Catholic – Jesuit) 1955  
Wheeling Jesuit College 1987  
Wheeling Jesuit University 1996

**West Virginia Proprietary Institutions****American Public University System**

American Military University 1991  
Added American Public University 2002  
Consolidated the above as the American Public University System 2002  
Moved corporate offices, but not support offices, from Manassas, VA to Charles Town, WV in 2002.

**Huntington Junior College**

Huntington College of Business, Inc. 1936  
Huntington Junior Business College (year not known)  
Huntington Junior College 2001

**Salem International University**

West Union Academy 1852 (precursor but not antecedent to Salem Academy)  
Salem Academy 1888 (Private, but associated with the 7<sup>th</sup> Day Baptist Church)  
Salem College 1889  
Salem-Teikyo University (merged with Teikyo University of Japan) 1989  
Salem International University 2000  
Sold to Informatics Holdings, Ltd. of Singapore 2001  
Sold to the Palmer Group 2005  
Dropped its Not-for-Profit Status and became a For-Profit institution 2005



## **APPENDIX AA: STATEWIDE UNIVERSITY DESIGNATION CHANGES**

## APPENDIX AA: STATEWIDE UNIVERSITY DESIGNATION CHANGES

State	Year(s) of Designation Changes
Alabama	1967; 1969
Alaska	No system-wide change; last to change in 1979
Arizona	No system-wide change; last to change in 1966
Arkansas	1976
California	1972
Colorado	No system-wide change; not all have changed
Connecticut	1983
Delaware	No system-wide change; last to change in 1993
Florida	Last to change was in 1953; subsequent schools organized as universities
Georgia	1996
Hawaii	All organized as universities
Idaho	No system-wide change; last to change in 1974
Illinois	1971
Indiana	1965
Iowa	No system-wide change; last to change in 1967
Kansas	1977
Kentucky	1966; 1976
Louisiana	1970
Maine	1970
Maryland	No system-wide change; the last to change in 2004
Massachusetts	No system-wide change; not all have changed
Michigan	1987
Minnesota	1975
Mississippi	1974
Missouri	1972; 2005
Montana	1994
Nebraska	No system-wide change; not all have changed
Nevada	All organized as universities
New Hampshire	No system-wide change; not all have changed
New Jersey	Several changed in 1997; not all have changed
New Mexico	No system-wide change; not all have changed
New York	1962
North Carolina	1967; 1969
North Dakota	1987
Ohio	No system change; the last to change in 1986
Oklahoma	1974
Oregon	1997
Pennsylvania	1983
Rhode Island	No system-wide change; not all have changed
South Carolina	No system-wide change; one has not changed
South Dakota	1989
Tennessee	No system-wide change; last to change in 1967
Texas	1967; 1969
Utah	1991
Vermont	No system-wide change; not all have changed
Virginia	No system-wide change; two have not changed
Washington	1977
West Virginia	2004; not all have changed
Wisconsin	1971
Wyoming	Only one university - organized as such

**APPENDIX AB: THANK YOU LETTER FROM SENATOR ROBERT C. BYRD**

APPENDIX AB: THANK YOU LETTER FROM SENATOR ROBERT C. BYRD

MARK O. HATFIELD, OREGON, CHAIRMAN

TED STEVENS, ALASKA  
THAD COCHRAN, MISSISSIPPI  
ARLEN SPECTER, PENNSYLVANIA  
PETE V. DOMENICI, NEW MEXICO  
CHRISTOPHER S. BOND, MISSOURI  
SLADE GORTON, WASHINGTON  
MITCH MCCONNELL, KENTUCKY  
CONNIE MACK, FLORIDA  
CONRAD BURNS, MONTANA  
RICHARD C. SHELBY, ALABAMA  
JAMES M. JEFFORDS, VERMONT  
JUDD GREGG, NEW HAMPSHIRE  
ROBERT F. BENNETT, UTAH  
BEN NIGHTHORSE CAMPBELL, COLORADO

ROBERT C. BYRD, WEST VIRGINIA  
DANIEL K. INOUE, HAWAII  
ERNEST F. HOLLINGS, SOUTH CAROLINA  
J. BENNETT JOHNSTON, LOUISIANA  
PATRICK J. LEAHY, VERMONT  
DALE BUMPERS, ARKANSAS  
FRANK R. LAUTENBERG, NEW JERSEY  
TOM HARKIN, IOWA  
BARBARA A. MIKULSKI, MARYLAND  
HARRY REID, NEVADA  
J. ROBERT KERREY, NEBRASKA  
HERB KOHL, WISCONSIN  
PATTY MURRAY, WASHINGTON

J. KEITH KENNEDY, STAFF DIRECTOR  
JAMES H. ENGLISH, MINORITY STAFF DIRECTOR

United States Senate

COMMITTEE ON APPROPRIATIONS  
WASHINGTON, DC 20510-6025

December 13, 1995

Dr. Charles H. Polk  
President, The College of  
West Virginia  
P.O. Box AG  
Beckley West Virginia 25802-2830

Dear Dr. Polk:

It was good to see you and your lovely wife Lisa, on the occasion of the recent groundbreaking ceremony for the new library building for The College of West Virginia. I am pleased that I was able to secure the \$5 million federal appropriation for the construction of this important facility.

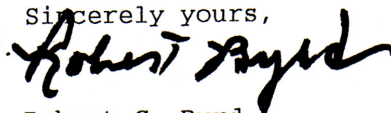
Thank you for inviting me to speak and for your generous introductory remarks. They are very much appreciated.

Please convey my thanks and appreciation to all those who worked hard to make the occasion a success, and, especially, Mr. James Owston, Mr. Joey C. Pruitt, and Mr. Richard Walther.


Again, please thank all those who participated in and contributed to the success of the groundbreaking ceremony. I enjoyed the occasion very much.

With best wishes, I am

Sincerely yours,

  
Robert C. Byrd

RCB/tsb



## **APPENDIX AC: SPSS OUTPUT – CORRELATION OF SURVEY RESPONSES**

# APPENDIX AC: SPSS OUTPUT – CORRELATION OF SURVEY RESPONSES

		Enrollment	Faculty	Alumni	Admin	Community
<b>Enrollment</b>	Pearson					
	Correlation	1	0.136	0.092	0.2	0.097
	Sig. (2-tailed)	.	0.474	0.629	0.28	0.61
	N	31	30	30	31	30
<b>Faculty</b>	Pearson					
	Correlation	0.136	1	0.303	<b>.678(**)</b>	0.268
	Sig. (2-tailed)	0.474	.	0.11	0	0.151
	N	30	30	29	30	30
<b>Alumni</b>	Pearson					
	Correlation	0.092	0.303	1	0.27	<b>.613(**)</b>
	Sig. (2-tailed)	0.629	0.11	.	0.149	0
	N	30	29	30	30	29
<b>Admin</b>	Pearson					
	Correlation	0.2	<b>.678(**)</b>	0.27	1	0.142
	Sig. (2-tailed)	0.28	0	0.149	.	0.453
	N	31	30	30	31	30
<b>Community</b>	Pearson					
	Correlation	0.097	0.268	<b>.613(**)</b>	0.142	1
	Sig. (2-tailed)	0.61	0.151	0	0.453	.
	N	30	30	29	30	30
<b>Board</b>	Pearson					
	Correlation	0.091	-0.085	0.144	-0.092	-0.026
	Sig. (2-tailed)	0.641	0.667	0.457	0.633	0.897
	N	29	28	29	29	28
<b>Prestige</b>	Pearson					
	Correlation	<b>.367(*)</b>	0.037	0.328	-0.012	0.169
	Sig. (2-tailed)	0.042	0.845	0.077	0.947	0.371
	N	31	30	30	31	30
<b>Programs</b>	Pearson					
	Correlation	0.336	-0.164	-0.249	-0.116	-0.121
	Sig. (2-tailed)	0.065	0.385	0.185	0.533	0.525
	N	31	30	30	31	30
<b>Culture</b>	Pearson					
	Correlation	-0.092	0.094	0.336	0.144	<b>.419(*)</b>
	Sig. (2-tailed)	0.621	0.622	0.07	0.441	0.021
	N	31	30	30	31	30

\* Correlation is significant at the 0.05 level (2-tailed).

\*\* Correlation is significant at the 0.01 level (2-tailed).

		<b>Board</b>	<b>Prestige</b>	<b>Programs</b>	<b>Culture</b>
<b>Enrollment</b>	Pearson				
	Correlation	0.091	<b>.367(*)</b>	0.336	-0.092
	Sig. (2-tailed)	0.641	0.042	0.065	0.621
	N	29	31	31	31
<b>Faculty</b>	Pearson				
	Correlation	-0.085	0.037	-0.164	0.094
	Sig. (2-tailed)	0.667	0.845	0.385	0.622
	N	28	30	30	30
<b>Alumni</b>	Pearson				
	Correlation	0.144	0.328	-0.249	0.336
	Sig. (2-tailed)	0.457	0.077	0.185	0.07
	N	29	30	30	30
<b>Admin</b>	Pearson				
	Correlation	-0.092	-0.012	-0.116	0.144
	Sig. (2-tailed)	0.633	0.947	0.533	0.441
	N	29	31	31	31
<b>Community</b>	Pearson				
	Correlation	-0.026	0.169	-0.121	<b>.419(*)</b>
	Sig. (2-tailed)	0.897	0.371	0.525	0.021
	N	28	30	30	30
<b>Board</b>	Pearson				
	Correlation	1	0.085	0.268	-0.043
	Sig. (2-tailed)	.	0.661	0.159	0.826
	N	29	29	29	29
<b>Prestige</b>	Pearson				
	Correlation	0.085	1	0.241	<b>.385(*)</b>
	Sig. (2-tailed)	0.661	.	0.191	0.032
	N	29	31	31	31
<b>Programs</b>	Pearson				
	Correlation	0.268	0.241	1	-0.007
	Sig. (2-tailed)	0.159	0.191	.	0.971
	N	29	31	31	31
<b>Culture</b>	Pearson				
	Correlation	-0.043	<b>.385(*)</b>	-0.007	1
	Sig. (2-tailed)	0.826	0.032	0.971	.
	N	29	31	31	31

\* Correlation is significant at the 0.05 level (2-tailed).

\*\* Correlation is significant at the 0.01 level (2-tailed).

**APPENDIX AD: COLLEGE-TO-UNIVERSITY CHANGES 1996 – 2001 ENTIRE  
POPULATION OF SCHOOLS**



**APPENDIX AD: COLLEGE-TO-UNIVERSITY CHANGES 1996 – 2001**  
**ENTIRE POPULATION OF SCHOOLS**

Year	State	Old Name	New Name	Control
1996	CA	College of Osteopathic Medicine of the Pacific	Western University of Health Sciences	Independent
1996	GA	Albany State College	Albany State University	State
1996	GA	Armstrong State College	Armstrong Atlantic State University	State
1996	GA	Augusta State College	Augusta State University	State
1996	GA	Columbus College	Columbus State University	State
1996	GA	Fort Valley State College	Fort Valley State University	State
1996	GA	Georgia Southwestern College	Georgia Southwestern State University	State
1996	GA	Kennesaw State College	Kennesaw State University	State
1996	GA	Savannah State College	Savannah State University	State
1996	GA	Southern College of Technology	Southern Polytechnic State University	State
1996	GA	West Georgia College	State University of West Georgia	State
1996	IL	Illinois Benedictine College	Benedictine University	Religious
1996	KY	Campbellsville College	Campbellsville University	Religious
1996	NC	Pfeiffer College	Pfeiffer University	Religious
1996	TN	Trevecca Nazarene College	Trevecca Nazarene University	Religious
1996	TX	Texas Lutheran College	Texas Lutheran University	Religious
1996	TX	Incarnate Word College	University of the Incarnate Word	Religious
1996	WV	Wheeling Jesuit College	Wheeling Jesuit University	Religious
1996	WV	West Virginia Institute of Technology	WVU Institute of Technology	State
1997	CA	Claremont Graduate School	Claremont Graduate University	Independent
1997	CA	Fresno Pacific College	Fresno Pacific University	Religious
1997	CA	Pacific Christian College	Hope International University	Independent -- Religious Affiliation
1997	CO	Colorado Tech	Colorado Technical University	Proprietary
1997	GA	Clayton State College	Clayton College & State University	State
1997	GA	Georgia College	Georgia College & State University	State
1997	GA	Life College	Life University	Independent
1997	GA	North Georgia College	North Georgia College and State University	State
1997	IL	Rosary College	Dominican University	Religious
1997	IL	North Park College and Theological Seminary	North Park University	Religious
1997	KS	MidAmerica Nazarene College	MidAmerica Nazarene University	Religious
1997	MN	Concordia College-St. Paul	Concordia University, St. Paul	Religious
1997	NJ	Rowan College of New Jersey	Rowan University	State
1997	OK	Rogers State College	Rogers State University	State
1997	OK	St. Gregory's College	St. Gregory's University	Religious
1997	OR	Southern Oregon State College	Southern Oregon University	State
1997	OR	Western Oregon State College	Western Oregon University	State
1997	SD	National College	National American University	Proprietary
1997	TN	Lee College	Lee University	Religious
1997	TN	Southern College of Seventh Day Adventists	Southern Adventist University	Religious
1997	TX	Baylor College of Dentistry	Texas A & M University - Baylor College of the Dentistry	State
1997	WI	Cardinal Stritch College	Cardinal Stritch University	Religious
1998	AL	Athens State College	Athens State University	State
1998	CA	California Baptist College	California Baptist University	Religious

Year	State	Old Name	New Name	Control
1998	CA	Point Loma Nazarene College	Point Loma Nazarene University	Religious
1998	DC	Strayer College	Strayer University	Proprietary
1998	IL	College of St. Francis	University of St. Francis	Religious
1998	IN	Saint Francis College	University of St. Francis	Religious
1998	KS	Kansas Newman College	Newman University	Religious
1998	KY	Brescia College	Brescia University	Religious
1998	MI	Siena Heights College	Siena Heights University	Religious
1998	MO	Evangel College	Evangel University	Religious
1998	MO	Lindenwood College	Lindenwood University	Independent -- Religious Affiliation
1998	NE	Concordia Teachers College	Concordia University	Religious
1998	NJ	Jersey City State College	New Jersey City University	State
1998	NY	New School for Social Research	New School University	Independent
1998	OR	Eastern Oregon State College	Eastern Oregon University	State
1998	OR	Marylhurst College for Lifelong Learning	Marylhurst University	Independent -- Religious Affiliation
1998	PA	Marywood College	Marywood University	Religious
1998	TX	Southwestern Adventist College	Southwestern Adventist University	Religious
1998	VA	Hollins College	Hollins University	Independent
1999	CA	Southern California College	Vanguard University of Southern California	Religious
1999	CO	The Naropa Institute	Naropa University	Independent
1999	FL	Saint Leo College	Saint Leo University	Religious
1999	ID	Northwest Nazarene College	Northwest Nazarene University	Religious
1999	MI	Cornerstone College and Grand Rapids Baptist Seminary	Cornerstone University	Religious
1999	MN	The Graduate School of America	Capella University	Proprietary
1999	MN	North Central Bible College	North Central University	Religious
1999	MO	Rockhurst College	Rockhurst University	Religious
1999	PA	Philadelphia College of Textiles and Science	Philadelphia University	Independent
1999	PA	Philadelphia College of Pharmacy	University of the Sciences in Philadelphia	Independent
2000	CA	Dominican College of San Rafael	Dominican University of California	Independent
2000	GA	Thomas College	Thomas University	Independent
2000	IL	National College of Chiropractic	National University of Health Sciences	Independent
2000	IA	Graceland College	Graceland University	Religious
2000	IA	William Penn College	William Penn University	Religious
2000	KY	Bellarmino College	Bellarmino University	Independent -- Religious Affiliation
2000	KY	Sullivan College	Sullivan University	Proprietary
2000	MI	Davenport College of Business	Davenport University	Independent
2000	MI	Suomi College	Finlandia University	Religious
2000	MN	Northwestern College of Chiropractic	Northwestern Health Sciences University	Independent
2000	MO	Drury College	Drury University	Independent -- Religious Affiliation
2000	MO	Park College	Park University	Religious
2000	OH	Cedarville College	Cedarville University	Religious
2000	OH	Northwestern College	University of Northwestern Ohio	Independent
2000	WI	Viterbo College	Viterbo University	Religious
2001	CA	College of Notre Dame	Notre Dame de Namur University	Independent -- Religious Affiliation
2001	CA	Los Angeles College of Chiropractic	Southern California University of Health Science	Independent
2001	FL	Webber College	Webber International University	Independent

Year	State	Old Name	New Name	Control
2001	ID	Ricks College	Brigham Young University - Idaho	Religious
2001	IL	American Schools of Professional Psychology	Argosy University	Proprietary
2001	IA	Briar Cliff College	Briar Cliff University	Religious
2001	MI	Concordia College	Concordia University	Religious
2001	MI	Spring Arbor College	Spring Arbor University	Religious
2001	NC	Elon College	Elon University	Religious
2001	NH	New Hampshire College	Southern New Hampshire University	Independent
2001	OH	David N. Myers College	David N. Myers University	Independent
2001	OH	Union Institute	Union Institute and University	Independent
2001	OK	Bartlettsville Wesleyan College	Oklahoma Wesleyan University	Religious
2001	PA	Beaver College	Arcadia University	Independent
2001	PA	Philadelphia College of the Bible	Philadelphia Biblical University	Independent -- Religious Affiliation
2001	TX	Schreiner College	Schreiner University	Religious
2001	VA	Averett College	Averett University	Religious
2001	WV	The College of West Virginia	Mountain State University	Independent

**APPENDIX AE: COLLEGE-TO-UNIVERSITY CHANGES 1996 – 2001**  
**ENROLLMENTS FIVE YEARS PRIOR TO CHANGE**

**APPENDIX AE: COLLEGE-TO-UNIVERSITY CHANGES 1996 – 2001**  
**ENROLLMENTS FIVE YEARS PRIOR TO CHANGE**

<b>New Name</b>	<b>Minus 5</b>	<b>Minus 4</b>	<b>Minus 3</b>	<b>Minus 2</b>	<b>Minus 1</b>	<b>Zero Year</b>
Western University of Health Sciences	441	148	161	867	916	1,180
Albany State University	2,405	2,746	3,106	3,300	3,062	3,051
Armstrong Atlantic State University	4,170	4,700	4,839	5,187	5,040	5,348
Augusta State University	5,205	5,292	5,579	5,624	5,673	5,759
Columbus State University	4,167	4,568	5,009	5,241	5,534	5,464
Fort Valley State University	2,158	2,368	2,537	2,746	2,823	2,978
Georgia Southwestern State University	2,227	2,400	2,533	2,557	2,534	2,607
Kennesaw State University	10,030	10,913	11,670	12,273	11,915	12,100
Savannah State University	2,351	2,620	2,872	3,198	3,253	3,211
Southern Polytechnic State University	4,018	4,008	3,922	3,966	3,962	3,841
State University of West Georgia	7,072	7,521	7,717	7,965	8,310	8,650
Benedictine University	2,582	2,619	2,675	2,610	2,695	2,571
Campbellsville University	857	1,010	1,042	1,163	1,260	1,366
Pfeiffer University	956	944	916	1,005	1,019	1,772
Trevecca Nazarene University	1,795	1,591	1,386	1,357	1,358	1,537
Texas Lutheran University	1,295	1,357	1,411	1,324	1,344	1,310
University of the Incarnate Word	2,429	2,616	2,801	2,807	2,851	3,076
Wheeling Jesuit University	1,397	1,402	1,438	1,440	1,482	1,511
WVU Institute of Technology	2,654	3,051	3,051	2,859	2,659	2,538
Claremont Graduate University	1,868	1,878	1,947	2,000	2,035	2,021
Fresno Pacific University	1,410	1,541	1,583	1,653	1,650	1,635
Hope International University	453	418	653	810	858	909
Colorado Technical University*	1,603	1,650	1,650	1,593	1,575	1,909
Clayton College & State University	4,548	4,866	4,760	4,895	5,020	4,687
Georgia College & State University	5,350	5,501	5,668	5,665	5,710	5,534
Life University	2,175	2,768	3,427	3,984	3,854	4,217
North Georgia College and State University	2,699	2,794	2,898	2,877	2,973	3,198
Dominican University	1,855	1,766	1,956	1,851	1,862	1,818
North Park University	1,191	1,058	1,417	1,614	1,750	1,891
MidAmerica Nazarene University	1,370	1,446	1,434	1,445	1,453	1,394
Concordia University, St. Paul	1,162	1,265	1,234	1,275	1,187	1,129
Rowan University	8,316	9,500	9,400	9,400	9,030	9,213
Rogers State University	3,910	3,922	3,538	3,404	3,275	3,118
St. Gregory's University	286	345	335	269	335	492
Southern Oregon University	4,519	4,478	4,515	4,554	4,530	4,726
Western Oregon University	3,857	3,950	3,999	3,873	3,908	4,025
National American University	1,643	1,523	1,903	1,947	2,087	2,424
Lee University	1,725	1,922	2,011	2,197	2,477	2,652
Southern Adventist University	1,532	1,494	1,550	1,652	1,591	1,625
Texas A & M University – Baylor College of the Dentistry	349	354	471	484	500	490
Cardinal Stritch University	5,939	5,176	5,639	5,654	5,176	5,526
Athens State University	3,228	2,980	2,961	2,896	2,690	2,671
California Baptist University	728	850	809	1,226	1,687	2,009
Point Loma Nazarene University	2,450	2,484	2,440	2,459	2,491	2,534

New Name	Minus 5	Minus 4	Minus 3	Minus 2	Minus 1	Zero Year
Strayer University	5,547	6,247	6,726	7,419	8,172	9,419
University of St. Francis (IL)	4,138	4,377	4,400	4,218	4,333	4,333
University of St. Francis (IN)	1,040	961	1,004	986	948	1,624
Newman University	1,615	1,832	1,954	1,983	1,857	1,739
Brescia University	800	701	740	679	753	663
Siena Heights University	1,763	1,761	1,846	2,026	2,002	1,975
Evangel University	1,420	1,503	1,541	1,555	1,574	1,616
Lindenwood University	2,825	3,137	3,360	3,660	4,293	4,788
Concordia University	870	916	1,014	1,133	1,128	1,193
New Jersey City University	7,102	6,802	7,200	7,220	7,352	8,503
New School University*	6,035	6,150	5,920	6,939	6,919	7,179
Eastern Oregon University	1,987	1,899	1,931	1,847	1,876	1,945
Marylhurst University	1,545	1,540	1,662	1,655	1,655	1,500
Marywood University	2,405	3,017	3,068	2,958	2,926	2,948
Southwestern Adventist University	890	913	978	1,001	1,030	1,106
Hollins University	1,029	1,059	1,155	1,128	1,094	1,102
Vanguard University of Southern California	966	1,083	1,200	1,200	1,300	1,315
Naropa University	550	630	677	714	725	844
Saint Leo University	7,131	7,275	7,071	7,123	7,403	7,518
Northwest Nazarene University	1,184	1,159	1,196	1,118	1,101	1,093
Cornerstone University	898	994	1,138	1,396	1,670	1,620
Capella University	No Data	No Data	125	225	425	415
North Central University	1,059	1,059	1,041	1,008	976	1,035
Rockhurst University	2,586	2,658	2,886	2,866	2,792	2,862
Philadelphia University	1,664	1,675	3,423	3,402	1,321	3,371
University of the Sciences in Philadelphia	1,870	1,945	2,092	2,129	2,198	2,253
Dominican University of California	1,249	1,362	1,450	1,514	1,500	1,477
Thomas University	855	765	827	707	721	604
National University of Health Sciences	790	884	905	905	860	782
Graceland University	1,166	1,176	1,260	1,306	4,086	3,252
William Penn University	578	542	554	884	1,107	1,252
Bellarmino University	2,411	2,362	2,180	2,236	2,305	2,237
Sullivan University	2,019	2,166	2,303	2,488	3,002	3,554
Davenport University	4,110	3,617	3,704	3,658	7,500	7,500
Finlandia University	407	385	363	387	344	363
Northwestern Health Sciences University	625	703	753	796	792	869
Drury University	1,464	1,600	1,600	1,650	3,928	4,228
Park University	8,494	6,674	7,659	8,395	8,591	8,469
Cedarville University	2,378	2,245	2,476	2,559	2,664	2,762
University of Northwestern Ohio	1,523	1,600	1,800	1,800	1,800	2,055
Viterbo University	1,548	1,640	1,637	1,647	1,700	1,800
Notre Dame de Namur University	1,722	1,743	1,754	1,762	1,475	1,670
Southern California University of Health Science	792	821	812	786	748	634
Webber International University	454	430	432	473	457	459
Brigham Young University – Idaho	7,956	7,755	8,277	8,551	8,628	9,200
Argosy University*	1,853	1,848	2,000	575	575	575
Briar Cliff University	1,144	1,116	1,011	1,002	916	917

<b>New Name</b>	<b>Minus 5</b>	<b>Minus 4</b>	<b>Minus 3</b>	<b>Minus 2</b>	<b>Minus 1</b>	<b>Zero Year</b>
Concordia University	601	601	550	588	573	604
Spring Arbor University	2,247	2,325	2,437	2,384	2,434	2,558
Southern New Hampshire University	5,628	5,683	5,980	5,662	5,657	5,363
Elon University	3,479	3,588	3,685	3,845	3,961	4,138
David N. Myers University	1,289	1,318	1,145	1,166	1,206	1,325
Union Institute and University	1,740	2,016	2,036	2,019	1,178	1,812
Oklahoma Wesleyan University	552	571	600	623	685	720
Arcadia University	2,590	2,725	2,705	2,746	2,765	2,756
Philadelphia Biblical University	1,124	1,237	1,321	1,407	1,456	1,455
Schreiner University	676	854	668	757	803	780
Averett University	2,734	2,574	2,369	2,218	2,246	2,296
Mountain State University	2,071	1,971	2,056	2,081	2,066	2,399

\*Represents enrollments at main campus site only.

**APPENDIX AF: COLLEGE-TO-UNIVERSITY CHANGES 1996 – 2001**  
**ENROLLMENTS FIVE YEARS AFTER CHANGE**



**APPENDIX AF: COLLEGE-TO-UNIVERSITY CHANGES 1996 – 2001**  
**ENROLLMENTS FIVE YEARS AFTER CHANGE**

<b>New Name</b>	<b>Zero Year</b>	<b>Plus 1</b>	<b>Plus 2</b>	<b>Plus 3</b>	<b>Plus 4</b>	<b>Plus 5</b>
Western University of Health Sciences	1,180	1,227	1,229	1,339	1,465	1,500
Albany State University	3,051	3,151	3,226	3,194	3,356	3,525
Armstrong Atlantic State University	5,348	5,617	5,750	5,570	5,550	5,444
Augusta State University	5,759	5,561	5,510	5,317	5,405	5,090
Columbus State University	5,464	5,536	5,405	5,122	4,911	5,191
Fort Valley State University	2,978	3,024	2,847	2,685	2,658	2,561
Georgia Southwestern State University	2,607	2,522	2,454	2,581	2,569	2,615
Kennesaw State University	12,100	12,537	13,094	12,861	13,158	13,373
Savannah State University	3,211	2,700	2,747	2,285	2,153	2,350
Southern Polytechnic State University	3,841	3,923	3,925	3,684	3,693	3,546
State University of West Georgia	8,650	8,560	8,431	8,667	8,655	8,966
Benedictine University	2,571	2,532	2,640	2,842	2,622	2,842
Campbellsville University	1,366	1,530	1,583	1,600	1,615	1,601
Pfeiffer University	1,772	1,534	1,814	1,682	1,612	1,496
Trevecca Nazarene University	1,537	1,547	1,516	1,582	1,615	1,709
Texas Lutheran University	1,310	1,234	1,354	1,520	1,547	1,460
University of the Incarnate Word	3,076	3,287	3,312	3,600	3,639	3,072
Wheeling Jesuit University	1,511	1,527	1,556	1,305	1,281	1,324
WVU Institute of Technology	2,538	2,485	2,554	2,508	2,593	2,326
Claremont Graduate University	2,021	2,088	2,088	2,017	2,033	1,944
Fresno Pacific University	1,635	1,600	1,600	1,677	1,705	2,027
Hope International University	909	1,022	1,012	911	931	1,046
Colorado Technical University*	1,909	1,733	1,849	1,764	1,851	1,720
Clayton College & State University	4,687	4,714	4,274	4,400	4,500	4,750
Georgia College & State University	5,534	5,513	5,168	5,026	5,090	5,079
Life University	4,217	3,961	3,851	3,645	3,604	3,566
North Georgia College and State University	3,198	3,298	3,003	3,525	3,627	3,863
Dominican University	1,818	1,800	2,068	2,360	2,317	2,533
North Park University	1,891	2,126	2,256	2,320	2,603	2,700
MidAmerica Nazarene University	1,394	1,400	1,428	1,559	1,717	1,684
Concordia University, St. Paul	1,129	1,192	1,466	1,579	1,813	1,773
Rowan University	9,213	9,367	9,480	9,636	9,679	9,788
Rogers State University	3,118	3,389	3,248	2,726	2,622	2,767
St. Gregory's University	492	622	657	734	752	813
Southern Oregon University	4,726	5,130	5,023	5,341	5,511	5,465
Western Oregon University	4,025	4,088	4,283	4,515	4,731	4,878
National American University	2,424	2,496	2,897	3,200	3,492	3,911
Lee University	2,652	2,870	3,047	3,259	3,361	3,511
Southern Adventist University	1,625	1,695	1,724	1,781	2,041	2,200
Texas A & M University - Baylor College of the Dentistry	490	499	504	513	504	550
Cardinal Stritch University	5,526	5,316	5,165	5,658	6,041	5,855
Athens State University	2,671	2,739	2,790	1,855	2,574	2,528
California Baptist University	2,009	2,094	2,058	2,043	2,090	2,165
Point Loma Nazarene University	2,534	2,659	2,711	2,733	2,881	2,998

New Name	Zero Year	Plus 1	Plus 2	Plus 3	Plus 4	Plus 5
Strayer University	9,419	10,449	11,504	12,096	14,009	16,446
University of St. Francis (IL)	4,333	4,313	4,295	4,332	3,941	4,183
University of St. Francis (IN)	1,624	1,655	1,597	1,645	1,699	1,676
Newman University	1,739	1,903	1,938	1,967	2,071	1,929
Brescia University	663	732	695	729	850	815
Siena Heights University	1,975	1,994	1,897	1,972	2,024	2,078
Evangel University	1,616	1,631	1,525	1,488	1,488	1,755
Lindenwood University	4,788	5,184	5,847	6,056	6,658	6,939
Concordia University	1,193	1,241	1,158	1,264	1,369	1,425
New Jersey City University	8,503	8,544	8,027	8,342	8,823	9,098
New School University*	7,179	7,409	7,692	7,867	7,161	7,547
Eastern Oregon University	1,945	1,794	2,715	2,782	3,023	3,408
Marylhurst University	1,500	1,085	1,085	863	1,027	1,148
Marywood University	2,948	2,885	2,903	2,859	2,925	3,133
Southwestern Adventist University	1,106	1,166	1,149	1,309	1,191	1,045
Hollins University	1,102	1,064	1,084	1,046	1,091	1,153
Vanguard University of Southern California	1,315	1,410	1,645	1,827	1,915	2,051
Naropa University	844	906	1,041	1,083	1,141	1,179
Saint Leo University	7,518	8,020	8,720	9,931	10,721	12,190
Northwest Nazarene University	1,093	1,104	1,096	1,370	1,469	1,565
Cornerstone University	1,620	2,063	1,877	1,937	2,110	2,346
Capella University	415	1,153	2,278	3,759	6,578	9,574
North Central University	1,035	1,172	1,427	1,550	1,550	1,235
Rockhurst University	2,862	2,955	2,727	2,791	2,870	2,765
Philadelphia University	3,371	3,401	3,316	3,204	3,105	3,108
University of the Sciences in Philadelphia	2,253	2,250	2,275	2,400	2,518	2,687
Dominican University of California	1,477	1,524	1,514	1,653	1,776	1,977
Thomas University	604	594	642	734	773	780
National University of Health Sciences	782	715	638	541	533	518
Graceland University	3,252	3,192	2,523	2,297	2,359	2,351
William Penn University	1,252	1,450	1,500	1,499	1,578	1,682
Bellarmino University	2,237	2,175	2,248	2,250	2,632	2,506
Sullivan University	3,554	4,012	4,422	4,720	4,952	4,821
Davenport University	7,500	6,200	15,200	14,620	13,531	13,590
Finlandia University	363	380	404	503	525	506
Northwestern Health Sciences University	869	865	822	831	794	813
Drury University	4,228	4,419	4,280	4,448	4,635	4,829
Park University	8,469	9,224	9,482	9,870	11,868	12,548
Cedarville University	2,762	2,846	2,943	2,943	2,885	2,931
University of Northwestern Ohio	2,055	2,503	3,100	2,141	2,328	2,318
Viterbo University	1,800	2,106	2,167	2,331	2,500	2,692
Notre Dame de Namur University	1,670	1,712	1,799	1,798	1,654	1,588
Southern California University of Health Science	634	627	630	698	685	638
Webber International University	459	498	585	656	642	616
Brigham Young University - Idaho	9,200	9,200	10,703	11,137	11,555	12,303
Argosy University*	575	604	631	734	847	972
Briar Cliff University	917	969	973	1,063	1,116	1,125

<b>New Name</b>	<b>Zero Year</b>	<b>Plus 1</b>	<b>Plus 2</b>	<b>Plus 3</b>	<b>Plus 4</b>	<b>Plus 5</b>
Concordia University	604	568	582	477	503	559
Spring Arbor University	2,558	2,616	3,174	3,531	3,511	3,701
Southern New Hampshire University	5,363	5,584	6,206	5,952	6,352	6,186
Elon University	4,138	4,341	4,432	4,584	4,796	4,956
David N. Myers University	1,325	1,177	1,190	1,033	1,004	1,023
Union Institute and University	1,812	1,113	2,748	2,910	2,537	2,379
Oklahoma Wesleyan University	720	754	657	738	850	966
Arcadia University	2,756	2,968	3,002	3,396	3,423	3,403
Philadelphia Biblical University	1,455	1,458	1,439	1,419	1,397	1,451
Schreiner University	780	806	780	780	842	822
Averett University	2,296	2,396	2,739	2,849	2,719	2,586
Mountain State University	2,399	2,460	3,092	4,048	4,418	4,404

\*Represents enrollments at main campus site only.

**APPENDIX AG: COLLEGE-TO-UNIVERSITY CHANGES 1996 – 2001**  
**INCREMENTAL ENROLLMENT FIVE YEARS PRIOR TO CHANGE**

**APPENDIX AG: COLLEGE-TO-UNIVERSITY CHANGES 1996 – 2001  
INCREMENTAL ENROLLMENT FIVE YEARS PRIOR TO CHANGE**

<b>New Name</b>	<b>MT4-MT5</b>	<b>MT3-MT4</b>	<b>MT2-MT3</b>	<b>MT1-MT2</b>	<b>T0-MT1</b>
Western University of Health Sciences	-0.6644	0.087838	4.385093	0.056517	0.28821
Albany State University	0.141788	0.1311	0.06246	-0.07212	-0.00359
Armstrong Atlantic State University	0.127098	0.029574	0.071916	-0.02834	0.061111
Augusta State University	0.016715	0.054233	0.008066	0.008713	0.01516
Columbus State University	0.096232	0.096541	0.046317	0.055905	-0.01265
Fort Valley State University	0.097312	0.071368	0.082381	0.028041	0.054906
Georgia Southwestern State University	0.077683	0.055417	0.009475	-0.00899	0.028808
Kennesaw State University	0.088036	0.069367	0.051671	-0.02917	0.015527
Savannah State University	0.114419	0.096183	0.11351	0.017198	-0.01291
Southern Polytechnic State University	-0.00249	-0.02146	0.011219	-0.00101	-0.03054
State University of West Georgia	0.06349	0.02606	0.032137	0.043315	0.040915
Benedictine University	0.01433	0.021382	-0.0243	0.032567	-0.04601
Campbellsville University	0.17853	0.031683	0.116123	0.083405	0.084127
Pfeiffer University	-0.01255	-0.02966	0.097162	0.01393	0.73896
Trevecca Nazarene University	-0.11365	-0.12885	-0.02092	0.000737	0.131811
Texas Lutheran University	0.047876	0.039794	-0.06166	0.015106	-0.0253
University of the Incarnate Word	0.076986	0.070719	0.002142	0.015675	0.07892
Wheeling Jesuit University	0.003579	0.025678	0.001391	0.029167	0.019568
WVU Institute of Technology	0.149586	0	-0.06293	-0.06995	-0.04551
Claremont Graduate University	0.005353	0.036741	0.027221	0.0175	-0.00688
Fresno Pacific University	0.092908	0.027255	0.04422	-0.00181	-0.00909
Hope International University	-0.07726	0.562201	0.240429	0.059259	0.059441
Colorado Technical University*	0.02932	0	-0.03455	-0.0113	0.212063
Clayton College & State University	0.069921	-0.02178	0.028361	0.025536	-0.06633
Georgia College & State University	0.028224	0.030358	-0.00053	0.007944	-0.03082
Life University	0.272644	0.238078	0.162533	-0.03263	0.094188
North Georgia College and State University	0.035198	0.037223	-0.00725	0.033368	0.075681
Dominican University	-0.04798	0.107588	-0.05368	0.005943	-0.02363
North Park University	-0.11167	0.339319	0.139026	0.084263	0.080571
MidAmerica Nazarene University	0.055474	-0.0083	0.007671	0.005536	-0.04061
Concordia University, St. Paul	0.08864	-0.02451	0.033225	-0.06902	-0.04886
Rowan University	0.142376	-0.01053	0	-0.03936	0.020266
Rogers State University	0.003069	-0.09791	-0.03787	-0.0379	-0.04794
St. Gregory's University	0.206294	-0.02899	-0.19701	0.245353	0.468657
Southern Oregon University	-0.00907	0.008263	0.008638	-0.00527	0.043267
Western Oregon University	0.024112	0.012405	-0.03151	0.009037	0.029939
National American University	-0.07304	0.249508	0.023121	0.071905	0.161476
Lee University	0.114203	0.046306	0.092491	0.127447	0.07065
Southern Adventist University	-0.0248	0.037483	0.065806	-0.03692	0.02137
Texas A & M University – Baylor College of the Dentistry	0.014327	0.330508	0.027601	0.033058	-0.02
Cardinal Stritch University	-0.12847	0.089451	0.00266	-0.08454	0.06762
Athens State University	-0.07683	-0.00638	-0.02195	-0.07113	-0.00706
California Baptist University	0.167582	-0.04824	0.515451	0.37602	0.190871
Point Loma Nazarene University	0.013878	-0.01771	0.007787	0.013013	0.017262

New Name	MT4-MT5	MT3-MT4	MT2-MT3	MT1-MT2	T0-MT1
Strayer University	0.126194	0.076677	0.103033	0.101496	0.152594
University of St. Francis (IL)	0.057757	0.005255	-0.04136	0.027264	0
University of St. Francis (IN)	-0.07596	0.044745	-0.01793	-0.03854	0.71308
Newman University	0.134365	0.066594	0.014841	-0.06354	-0.06354
Brescia University	-0.12375	0.055635	-0.08243	0.108984	-0.11952
Siena Heights University	-0.00113	0.048268	0.097508	-0.01185	-0.01349
Evangel University	0.058451	0.025283	0.009085	0.012219	0.026684
Lindenwood University	0.110442	0.071087	0.089286	0.172951	0.115304
Concordia University	0.052874	0.106987	0.117357	-0.00441	0.057624
New Jersey City University	-0.04224	0.058512	0.002778	0.018283	0.156556
New School University*	0.019056	-0.0374	0.172128	-0.00288	0.037578
Eastern Oregon University	-0.04429	0.016851	-0.0435	0.015701	0.03678
Marylhurst University	-0.00324	0.079221	-0.00421	0	-0.09366
Marywood University	0.25447	0.016904	-0.03585	-0.01082	0.007519
Southwestern Adventist University	0.025843	0.071194	0.023517	0.028971	0.073786
Hollins University	0.029155	0.090652	-0.02338	-0.03014	0.007313
Vanguard University of Southern California	0.121118	0.108033	0	0.083333	0.011538
Naropa University	0.145455	0.074603	0.054653	0.015406	0.164138
Saint Leo University	0.020194	-0.02804	0.007354	0.039309	0.015534
Northwest Nazarene University	-0.02111	0.031924	-0.06522	-0.01521	-0.00727
Cornerstone University	0.106904	0.144869	0.226714	0.196275	-0.02994
Capella University			0.8	0.888889	-0.02353
North Central University	0	-0.017	-0.0317	-0.03175	0.060451
Rockhurst University	0.027842	0.085779	-0.00693	-0.02582	0.025072
Philadelphia University	0.006611	1.043582	-0.00613	-0.6117	1.551855
University of the Sciences in Philadelphia	0.040107	0.075578	0.017686	0.03241	0.025023
Dominican University of California	0.090472	0.064611	0.044138	-0.00925	-0.01533
Thomas University	-0.10526	0.081046	-0.1451	0.019802	-0.16227
National University of Health Sciences	0.118987	0.023756	0	-0.04972	-0.0907
Graceland University	0.008576	0.071429	0.036508	2.128637	-0.20411
William Penn University	-0.06228	0.02214	0.595668	0.252262	0.130985
Bellarmino University	-0.02032	-0.07705	0.025688	0.030859	-0.0295
Sullivan University	0.072808	0.06325	0.08033	0.206592	0.183877
Davenport University	-0.11995	0.024053	-0.01242	1.050301	0
Finlandia University	-0.05405	-0.05714	0.066116	-0.11111	0.055233
Northwestern Health Sciences University	0.1248	0.071124	0.057105	-0.00503	0.097222
Drury University	0.092896	0	0.03125	1.380606	0.076375
Park University	-0.21427	0.147588	0.096096	0.023347	-0.0142
Cedarville University	-0.05593	0.102895	0.033522	0.041032	0.036787
University of Northwestern Ohio	0.050558	0.125	0	0	0.141667
Viterbo University	0.059432	-0.00183	0.006109	0.03218	0.058824
Notre Dame de Namur University	0.012195	0.006311	0.004561	-0.16288	0.132203
Southern California University of Health Science	0.036616	-0.01096	-0.03202	-0.04835	-0.15241
Webber International University	-0.05286	0.004651	0.094907	-0.03383	0.004376
Brigham Young University – Idaho	-0.02526	0.067311	0.033104	0.009005	0.066296
Argosy University*	-0.0027	0.082251	-0.7125	0	0
Briar Cliff University	-0.02448	-0.09409	-0.0089	-0.08583	0.001092

New Name	MT4-MT5	MT3-MT4	MT2-MT3	MT1-MT2	T0-MT1
Concordia University	0	-0.08486	0.069091	-0.02551	0.054101
Spring Arbor University	0.034713	0.048172	-0.02175	0.020973	0.050945
Southern New Hampshire University	0.009773	0.052261	-0.05318	-0.00088	-0.05197
Elon University	0.031331	0.027035	0.043419	0.030169	0.044686
David N. Myers University	0.022498	-0.13126	0.018341	0.034305	0.098673
Union Institute and University	0.158621	0.009921	-0.00835	-0.41654	0.5382
Oklahoma Wesleyan University	0.03442	0.050788	0.038333	0.099518	0.051095
Arcadia University	0.052124	-0.00734	0.015157	0.006919	-0.00325
Philadelphia Biblical University	0.100534	0.067906	0.065102	0.034826	-0.00069
Schreiner University	0.263314	-0.2178	0.133234	0.060766	-0.02864
Averett University	-0.05852	-0.07964	-0.06374	0.012624	0.022262
Mountain State University	-0.04829	0.043125	0.01216	-0.00721	0.161181

\*Represents enrollments at main campus site only.

**APPENDIX AH: COLLEGE-TO-UNIVERSITY CHANGES 1996 – 2001**  
**INCREMENTAL ENROLLMENT CHANGES FIVE YEARS AFTER CHANGE**



**APPENDIX AH: COLLEGE-TO-UNIVERSITY CHANGES 1996 – 2001  
INCREMENTAL ENROLLMENT CHANGES FIVE YEARS AFTER CHANGE**

<b>New Name</b>	<b>PT1-T0</b>	<b>PT2-T1</b>	<b>PT3-T2</b>	<b>PT4-T3</b>	<b>PT5-T4</b>
Western University of Health Sciences	0.03983	0.00163	0.08950	0.09410	0.02389
Albany State University	0.03278	0.02380	-0.00992	0.05072	0.05036
Armstrong Atlantic State University	0.05030	0.02368	-0.03130	-0.00359	-0.01910
Augusta State University	-0.03438	-0.00917	-0.03503	0.01655	-0.05828
Columbus State University	0.01318	-0.02366	-0.05236	-0.04119	0.05701
Fort Valley State University	0.01545	-0.05853	-0.05690	-0.01006	-0.03649
Georgia Southwestern State University	-0.03260	-0.02696	0.05175	-0.00465	0.01791
Kennesaw State University	0.03612	0.04443	-0.01779	0.02309	0.01634
Savannah State University	-0.15914	0.01741	-0.16818	-0.05777	0.09150
Southern Polytechnic State University	0.02135	0.00051	-0.06140	0.00244	-0.03981
State University of West Georgia	-0.01040	-0.01507	0.02799	-0.00138	0.03593
Benedictine University	-0.01517	0.04265	0.07652	-0.07741	0.08391
Campbellsville University	0.12006	0.03464	0.01074	0.00938	-0.00867
Pfeiffer University	-0.13431	0.18253	-0.07277	-0.04162	-0.07196
Trevecca Nazarene University	0.00651	-0.02004	0.04354	0.02086	0.05820
Texas Lutheran University	-0.05802	0.09724	0.12260	0.01776	-0.05624
University of the Incarnate Word	0.06860	0.00761	0.08696	0.01083	-0.15581
Wheeling Jesuit University	0.01059	0.01899	-0.16131	-0.01839	0.03357
WVU Institute of Technology	-0.02088	0.02777	-0.01801	0.03389	-0.10297
Claremont Graduate University	0.03315	0.00000	-0.03400	0.00793	-0.04378
Fresno Pacific University	-0.02141	0.00000	0.04813	0.01670	0.18886
Hope International University	0.12431	-0.00978	-0.09980	0.02195	0.12352
Colorado Technical University*	-0.09219	0.06694	-0.04597	0.04932	-0.07077
Clayton College & State University	0.00576	-0.09334	0.02948	0.02273	0.05556
Georgia College & State University	-0.00379	-0.06258	-0.02748	0.01273	-0.00216
Life University	-0.06071	-0.02777	-0.05349	-0.01125	-0.01054
North Georgia College and State University	0.03127	-0.08945	0.17383	0.02894	0.06507
Dominican University	-0.00990	0.14889	0.14120	-0.01822	0.09322
North Park University	0.12427	0.06115	0.02837	0.12198	0.03726
MidAmerica Nazarene University	0.00430	0.02000	0.09174	0.10135	-0.01922
Concordia University, St. Paul	0.05580	0.22987	0.07708	0.14820	-0.02206
Rowan University	0.01672	0.01206	0.01646	0.00446	0.01126
Rogers State University	0.08691	-0.04161	-0.16071	-0.03815	0.05530
St. Gregory's University	0.26423	0.05627	0.11720	0.02452	0.08112
Southern Oregon University	0.08548	-0.02086	0.06331	0.03183	-0.00835
Western Oregon University	0.01565	0.04770	0.05417	0.04784	0.03107
National American University	0.02970	0.16066	0.10459	0.09125	0.11999
Lee University	0.08220	0.06167	0.06958	0.03130	0.04463
Southern Adventist University	0.04308	0.01711	0.03306	0.14599	0.07790
Texas A & M University – Baylor College of the Dentistry	0.01837	0.01002	0.01786	-0.01754	0.09127
Cardinal Stritch University	-0.03800	-0.02840	0.09545	0.06769	-0.03079
Athens State University	0.02546	0.01862	-0.33513	0.38760	-0.01787
California Baptist University	0.04231	-0.01719	-0.00729	0.02301	0.03589
Point Loma Nazarene University	0.04933	0.01956	0.00812	0.05415	0.04061

New Name	PT1-T0	PT2-T1	PT3-T2	PT4-T3	PT5-T4
Strayer University	0.10935	0.10097	0.05146	0.15815	0.17396
University of St. Francis (IL)	-0.00462	-0.00417	0.00861	-0.09026	0.06141
University of St. Francis (IN)	0.01909	-0.03505	0.03006	0.03283	-0.01354
Newman University	0.09431	0.01839	0.01496	0.05287	-0.06857
Brescia University	0.10407	-0.05055	0.04892	0.16598	-0.04118
Siena Heights University	0.00962	-0.04865	0.03954	0.02637	0.02668
Evangel University	0.00928	-0.06499	-0.02426	0.00000	0.17944
Lindenwood University	0.08271	0.12789	0.03574	0.09941	0.04220
Concordia University	0.04023	-0.06688	0.09154	0.08307	0.04091
New Jersey City University	0.00482	-0.06051	0.03924	0.05766	0.03117
New School University*	0.03204	0.03820	0.02275	-0.08974	0.05390
Eastern Oregon University	-0.07763	0.51338	0.02468	0.08663	0.12736
Marylhurst University	-0.27667	0.00000	-0.20461	0.19003	0.11782
Marywood University	-0.02137	0.00624	-0.01516	0.02308	0.07111
Southwestern Adventist University	0.05425	-0.01458	0.13925	-0.09015	-0.12259
Hollins University	-0.03448	0.01880	-0.03506	0.04302	0.05683
Vanguard University of Southern California	0.07224	0.16667	0.11064	0.04817	0.07102
Naropa University	0.07346	0.14901	0.04035	0.05355	0.03330
Saint Leo University	0.06677	0.08728	0.13888	0.07955	0.13702
Northwest Nazarene University	0.01006	-0.00725	0.25000	0.07226	0.06535
Cornerstone University	0.27346	-0.09016	0.03197	0.08931	0.11185
Capella University	1.77831	0.97572	0.65013	0.74993	0.45546
North Central University	0.13237	0.21758	0.08619	0.00000	-0.20323
Rockhurst University	0.03249	-0.07716	0.02347	0.02831	-0.03659
Philadelphia University	0.00890	-0.02499	-0.03378	-0.03090	0.00097
University of the Sciences in Philadelphia	-0.00133	0.01111	0.05495	0.04917	0.06712
Dominican University of California	0.03182	-0.00656	0.09181	0.07441	0.11318
Thomas University	-0.01656	0.08081	0.14330	0.05313	0.00906
National University of Health Sciences	-0.08568	-0.10769	-0.15204	-0.01479	-0.02814
Graceland University	-0.01845	-0.20959	-0.08958	0.02699	-0.00339
William Penn University	0.15815	0.03448	-0.00067	0.05270	0.06591
Bellarmino University	-0.02772	0.03356	0.00089	0.16978	-0.04787
Sullivan University	0.12887	0.10219	0.06739	0.04915	-0.02645
Davenport University	-0.17333	1.45161	-0.03816	-0.07449	0.00436
Finlandia University	0.04683	0.06316	0.24505	0.04374	-0.03619
Northwestern Health Sciences University	-0.00460	-0.04971	0.01095	-0.04452	0.02393
Drury University	0.04518	-0.03146	0.03925	0.04204	0.04186
Park University	0.08915	0.02797	0.04092	0.20243	0.05730
Cedarville University	0.03041	0.03408	0.00000	-0.01971	0.01594
University of Northwestern Ohio	0.21800	0.23851	-0.30935	0.08734	-0.00430
Viterbo University	0.17000	0.02896	0.07568	0.07250	0.07680
Notre Dame de Namur University	0.02515	0.05082	-0.00056	-0.08009	-0.03990
Southern California University of Health Science	-0.01104	0.00478	0.10794	-0.01862	-0.06861
Webber International University	0.08497	0.17470	0.12137	-0.02134	-0.04050
Brigham Young University – Idaho	0.00000	0.16337	0.04055	0.03753	0.06473
Argosy University*	0.05043	0.04470	0.16323	0.15395	0.14758
Briar Cliff University	0.05671	0.00413	0.09250	0.04986	0.00806

New Name	PT1-T0	PT2-T1	PT3-T2	PT4-T3	PT5-T4
Concordia University	-0.05960	0.02465	-0.18041	0.05451	0.11133
Spring Arbor University	0.02267	0.21330	0.11248	-0.00566	0.05412
Southern New Hampshire University	0.04121	0.11139	-0.04093	0.06720	-0.02613
Elon University	0.04906	0.02096	0.03430	0.04625	0.03336
David N. Myers University	-0.11170	0.01105	-0.13193	-0.02807	0.01892
Union Institute and University	-0.38576	1.46900	0.05895	-0.12818	-0.06228
Oklahoma Wesleyan University	0.04722	-0.12865	0.12329	0.15176	0.13647
Arcadia University	0.07692	0.01146	0.13125	0.00795	-0.00584
Philadelphia Biblical University	0.00206	-0.01303	-0.01390	-0.01550	0.03865
Schreiner University	0.03333	-0.03226	0.00000	0.07949	-0.02375
Averett University	0.04355	0.14316	0.04016	-0.04563	-0.04892
Mountain State University	0.02543	0.25691	0.30918	0.09140	-0.00317

\*Represents enrollments at main campus site only.

**APPENDIX AI: COLLEGE-TO-UNIVERSITY CHANGES 1996 – 2001 MEAN  
OF INCREMENTAL ENROLLMENTS**

**APPENDIX AI: COLLEGE-TO-UNIVERSITY CHANGES 1996 – 2001**  
**MEAN OF INCREMENTAL ENROLLMENTS**

<b>New Name</b>	<b>Pre Event</b>	<b>Post Event</b>
Western University of Health Sciences	0.838618	0.049791
Albany State University	0.058482	0.029547
Armstrong Atlantic State University	0.062332	0.003997
Augusta State University	0.013701	-0.02406
Columbus State University	0.059105	-0.00941
Fort Valley State University	0.069891	-0.02931
Georgia Southwestern State University	0.025957	0.001088
Kennesaw State University	0.046309	0.020437
Savannah State University	0.033852	-0.05524
Southern Polytechnic State University	-0.00459	-0.01538
State University of West Georgia	0.039102	0.007413
Benedictine University	-0.00344	0.022099
Campbellsville University	0.122785	0.033229
Pfeiffer University	0.134705	-0.02763
Trevecca Nazarene University	-0.02487	0.021813
Texas Lutheran University	-0.00844	0.024671
University of the Incarnate Word	0.062608	0.003636
Wheeling Jesuit University	0.017994	-0.02331
WVU Institute of Technology	-0.00994	-0.01604
Claremont Graduate University	0.022618	-0.00734
Fresno Pacific University	0.026414	0.046454
Hope International University	0.193676	0.03204
Colorado Technical University*	0.020669	-0.01854
Clayton College & State University	0.008292	0.004037
Georgia College & State University	0.006276	-0.01666
Life University	0.134821	-0.03275
North Georgia College and State University	0.041099	0.04193
Dominican University	-0.00433	0.071038
North Park University	0.131156	0.074607
MidAmerica Nazarene University	0.004816	0.039634
Concordia University, St. Paul	0.007056	0.097776
Rowan University	0.025894	0.012192
Rogers State University	-0.02633	-0.01965
St. Gregory's University	0.191706	0.108667
Southern Oregon University	0.026262	0.030284
Western Oregon University	0.011927	0.039287
National American University	0.092535	0.101238
Lee University	0.10666	0.057876
Southern Adventist University	0.021202	0.063427
Texas A & M University – Baylor College of the Dentistry	0.080772	0.023994
Cardinal Stritch University	-0.01826	0.013189
Athens State University	-0.03158	0.015737
California Baptist University	0.2488	0.015344
Point Loma Nazarene University	0.016711	0.034353

New Name	Pre Event	Post Event
Strayer University	0.13387	0.118778
University of St. Francis (IL)	0.008859	-0.00581
University of St. Francis (IN)	0.128897	0.006678
Newman University	0.036605	0.022394
Brescia University	-0.0114	0.04545
Siena Heights University	0.025786	0.010712
Evangel University	0.028201	0.019893
Lindenwood University	0.128355	0.077591
Concordia University	0.074133	0.037773
New Jersey City University	0.039742	0.014477
New School University*	0.044104	0.011429
Eastern Oregon University	-0.01922	0.134881
Marylhurst University	-0.05971	-0.03468
Marywood University	0.04217	0.012782
Southwestern Adventist University	0.055512	-0.00676
Hollins University	0.007823	0.009822
Vanguard University of Southern California	0.079253	0.093747
Naropa University	0.105543	0.069934
Saint Leo University	0.024225	0.1019
Northwest Nazarene University	-0.01336	0.078086
Cornerstone University	0.183656	0.083285
Capella University	1.147891	0.92191
North Central University	0.022475	0.046583
Rockhurst University	0.027687	-0.00589
Philadelphia University	0.398623	-0.01596
University of the Sciences in Philadelphia	0.037895	0.036202
Dominican University of California	0.041292	0.060931
Thomas University	-0.06567	0.053949
National University of Health Sciences	-0.01667	-0.07767
Graceland University	0.404518	-0.0588
William Penn University	0.219384	0.062114
Bellarmino University	-0.01961	0.025729
Sullivan University	0.147145	0.06423
Davenport University	0.15373	0.233999
Finlandia University	-0.01083	0.072517
Northwestern Health Sciences University	0.068125	-0.01279
Drury University	0.32526	0.027374
Park University	0.025542	0.083553
Cedarville University	0.037744	0.012146
University of Northwestern Ohio	0.107046	0.046042
Viterbo University	0.064943	0.084789
Notre Dame de Namur University	0.003507	-0.00892
Southern California University of Health Science	-0.04363	0.002888
Webber International University	0.020442	0.063839
Brigham Young University – Idaho	0.03009	0.061237
Argosy University*	-0.1165	0.11198
Briar Cliff University	-0.0311	0.042251

<b>New Name</b>	<b>Pre Event</b>	<b>Post Event</b>
Concordia University	-0.00936	-0.00991
Spring Arbor University	0.031146	0.079381
Southern New Hampshire University	-0.00056	0.030548
Elon University	0.045139	0.036785
David N. Myers University	-0.01383	-0.04835
Union Institute and University	-0.02078	0.190347
Oklahoma Wesleyan University	0.064275	0.066019
Arcadia University	0.028106	0.044346
Philadelphia Biblical University	0.053949	-0.00034
Schreiner University	0.048841	0.011362
Averett University	-0.02469	0.026465
Mountain State University	0.03728	0.135951

\*Represents enrollments at main campus site only.

**APPENDIX AJ: COLLEGE-TO-UNIVERSITY CHANGES 1996 – 2001**  
**ENROLLMENT PAIRED SAMPLES TEST**



**APPENDIX AJ: COLLEGE-TO-UNIVERSITY CHANGES 1996 – 2001  
ENROLLMENT PAIRED SAMPLES TEST**

		<b>Paired Samples Statistics</b>			
		<b>Mean</b>	<b>N</b>	<b>Std. Deviation</b>	<b>Std. Error Mean</b>
Pair 1	Total_Pre	0.06927	103	0.156659	0.015436
	Total_Post	0.041208	103	0.100687	0.009921
Pair 2	Small_Pre	0.076048	50	0.204043	0.028856
	Small_Post	0.056448	50	0.13416	0.018973
Pair 3	Med_Pre	0.071551	37	0.107935	0.017744
	Med_Post	0.020516	37	0.040517	0.006661
Pair 4	Large_Pre	0.042812	16	0.044847	0.011212
	Large_Post	0.041431	16	0.066107	0.016527
Pair 5	State_Pre	0.025341	22	0.031491	0.006714
	State_Post	0.008791	22	0.037166	0.007924
Pair 6	Indep_Pre	0.091279	28	0.180735	0.034156
	Indep_Post	0.034639	28	0.066821	0.012628
Pair 7	Relig_Pre	0.055232	47	0.083946	0.012245
	Relig_Post	0.037904	47	0.03768	0.005496
Pair 8	Prop_Pre	0.2376	6	0.456306	0.186286
	Prop_Post	0.2166	6	0.349219	0.142568
Pair 9	Min_Simp_Pre	0.057712	51	0.091521	0.012815
	Min_Simp_Post	0.026673	51	0.042896	0.006007
Pair 10	Min_Comp_Pre	0.040851	37	0.052503	0.008631
	Min_Comp_Post	0.031624	37	0.05953	0.009787
Pair 11	Major_Pre	0.178667	15	0.355473	0.091783
	Major_Post	0.114267	15	0.226816	0.058564

		<b>Paired Samples Correlations</b>		
		<b>N</b>	<b>Correlation</b>	<b>Sig.</b>
Pair 1	Total_Pre & Total_Post	103	0.608	0
Pair 2	Small_Pre & Small_Post	50	0.72	0
Pair 3	Med_Pre & Med_Post	37	-0.147	0.384
Pair 4	Large_Pre & Large_Post	16	0.71	0.002
Pair 5	State_Pre & State_Post	22	-0.125	0.581
Pair 6	Indep_Pre & Indep_Post	28	0.075	0.706
Pair 7	Relig_Pre & Relig_Post	47	-0.142	0.341
Pair 8	Prop_Pre & Prop_Post	6	0.967	0.002
Pair 9	Min_Simp_Pre & Min_Simp_Post	51	-0.012	0.933
Pair 10	Min_Comp_Pre & Min_Comp_Post	37	0.367	0.025
Pair 11	Major_Pre & Major_Post	15	0.709	0.003

		Paired Differences					t	df	Sig. (2-tailed)
		Mean	Std. Deviation	Std. Error Mean	95% Confidence Interval of the Difference				
					Lower	Upper			
Pair 1	Total_Pre – Total_Post	0.028062	0.124515	0.012269	0.003727	0.052397	2.287	102	0.024
Pair 2	Small_Pre – Small_Post	0.0196	0.142098	0.020096	-0.02078	0.059984	0.975	49	0.334
Pair 3	Med_Pre – Med_Post	0.051035	0.120751	0.019851	0.010775	0.091295	2.571	36	0.014
Pair 4	Large_Pre – Large_Post	0.001381	0.04662	0.011655	-0.02346	0.026224	0.119	15	0.907
Pair 5	State_Pre – State_Post	0.01655	0.051619	0.011005	-0.00634	0.039437	1.504	21	0.148
Pair 6	Indep_Pre – Indep_Post	0.056639	0.187956	0.03552	-0.01624	0.129521	1.595	27	0.122
Pair 7	Relig_Pre – Relig_Post	0.017328	0.096769	0.014115	-0.01108	0.04574	1.228	46	0.226
Pair 8	Prop_Pre – Prop_Post	0.021	0.147889	0.060375	-0.1342	0.176199	0.348	5	0.742
Pair 9	Min_Simp_Pre – Min_Simp_Post	0.031039	0.101542	0.014219	0.00248	0.059598	2.183	50	0.034
Pair 10	Min_Comp_Pre – Min_Comp_Post	0.009227	0.063296	0.010406	-0.01188	0.030331	0.887	36	0.381
Pair 11	Major_Pre – Major_Post	0.0644	0.251885	0.065037	-0.07509	0.203889	0.99	14	0.339

## **APPENDIX AK: RELIGIOUS AFFILIATIONS OF STUDY SCHOOLS**

## APPENDIX AK: RELIGIOUS AFFILIATIONS OF STUDY SCHOOLS

<b>Major Group</b>	<b>Particular Group</b>	<b>School</b>
<b>Adventists</b>	Seventh Day Adventist Church	Southern Adventist University
	Seventh Day Adventist Church	Southwestern Adventist University
<b>Baptist</b>	Baptist (not one specific group)	Cedarville University
	Baptist General Association of Virginia (until 2005)	Averett University
	Independent Fundamentalist	Philadelphia Biblical University*
	Regular Baptist	Cornerstone University
	Southern Baptist Convention	California Baptist University
	Southern Baptist Convention	Campbellsville University
	Southern Baptist Convention	University of the Cumberland
<b>Brethern &amp; Pietist Churches</b>	Evangelical Covenant Church	North Park University
<b>Buddhist</b>	Buddhist (independent)	Naropa University*
<b>Christian Churches (Stone-Campbell Movement)</b>	Church of Christ	Ohio Valley College
	Disciples of Christ / United Church of Christ (joint control)	Drury University*
	Independent Christian Churches & Churches of Christ	Cincinnati Christian University
	Independent Christian Churches & Churches of Christ	Hope International University*
	Independent Christian Churches & Churches of Christ	Kentucky Christian University
<b>Congregational Churches</b>	United Church of Christ	Elon University
	United Church of Christ & Disciples of Christ (Joint Control)	Drury University*
<b>Friends (Quakers)</b>	Society of Friends	William Penn University
<b>Holiness Churches</b>	Church of the Nazarene	MidAmerica Nazarene University
	Church of the Nazarene	Northwest Nazarene University
	Church of the Nazarene	Point Loma Nazarene University
	Church of the Nazarene Wesleyan Church	Trevecca Nazarene University Oklahoma Wesleyan University
<b>Latter Day Saints</b>	Reorganized Church of Jesus Christ of Latter Day Saints	Graceland University
	Reorganized Church of Jesus Christ of Latter Day Saints	Park University
	The Church of Jesus Christ of Latter Day Saints	Brigham Young University – Idaho
<b>Lutheran</b>	Evangelical Lutheran Church in America	Finlandia University
	Evangelical Lutheran Church in America	Texas Lutheran University
	Lutheran Church-Missouri Synod	Concordia University
	Lutheran Church-Missouri Synod	Concordia University
	Lutheran Church-Missouri Synod	Concordia University, St. Paul

<b>Major Group</b>	<b>Particular Group</b>	<b>School</b>
<b>Mennonite</b>	Mennonite Brethren Church	Fresno Pacific University
	Mennonite Church USA	Bluffton University
<b>Methodist</b>	Free Methodist Church	Spring Arbor University
	United Methodist Church	Claflin University
	United Methodist Church	Pfeiffer University
<b>Pentecostal Churches</b>	Assemblies of God	Evangel University
	Assemblies of God	North Central University
	Assemblies of God	Vanguard University of Southern California
	Church of God, Cleveland, TN	Lee University
<b>Presbyterian</b>	Presbyterian Church, USA	Arcadia University*
	Presbyterian Church, USA	Lindenwood University*
	Presbyterian Church, USA	Queens University of Charlotte
	Presbyterian Church, USA	Schreiner University
<b>Roman Catholic</b>	Adorers of the Blood of Christ	Newman University
	Benedictine	Benedictine University
	Benedictine	Saint Leo University
	Benedictine	St. Gregory's University
	Dominican	Dominican University
	Dominican	Dominican University of California*
	Dominican	Ohio Dominican University
	Dominican	Siena Heights University
	Franciscan	Bellarmino University*
	Franciscan	Briar Cliff University
	Franciscan	Cardinal Stritch University
	Franciscan	University of Saint Francis
	Franciscan	University of St. Francis
	Franciscan	Viterbo University
	Independent Catholic	Mount Saint Mary's University
	Jesuit	Rockhurst University
	Jesuit	Wheeling Jesuit University
	Sisters of Charity of the Incarnate Word	University of the Incarnate Word
	Sisters of Mercy	Carlow University
	Sisters of Notre Dame de Namur	Notre Dame de Namur University*
	Sisters of the Holy Names of Jesus and Mary	Marylhurst University*
	Sisters of the Servants of the Immaculate Heart of Mary	Marywood University
	Ursuline Sisters	Brescia University

\*denotes schools that report their level of control as independent and not religious.

Major categories according to Mead, Hill, & Atwood (2001).

## **APPENDIX AL: CHI-SQUARE TEST FOR ENROLLMENT VARIABLES**

## APPENDIX AL: CHI-SQUARE TEST FOR ENROLLMENT VARIABLES

### Chi-Square for Carnegie Classifications

#### Bachelor's

	Observed N	Expected N	Residual
1	1	1.3	-.3
4	2	1.3	.7
22	1	1.3	-.3
Total	4		

#### Master's

	Observed N	Expected N	Residual
0	1	1.0	.0
2	1	1.0	.0
14	1	1.0	.0
26	1	1.0	.0
Total	4		

#### Doctorate

	Observed N	Expected N	Residual
0	3	2.0	1.0
3	1	2.0	-1.0
Total	4		

#### Specialty

	Observed N	Expected N	Residual
2	1	1.0	.0
3	1	1.0	.0
5	1	1.0	.0
11	1	1.0	.0
Total	4		

#### Test Statistics

	Associates	Bachelor's	Master's	Doctorate	Specialty
Chi-Square(a,b,c)	.500	.500	.000	1.000	.000
df	2	2	3	1	3
Asymp. Sig.	.779	.779	1.000	.317	1.000

- a 3 cells (100.0%) have expected frequencies less than 5. The minimum expected cell frequency is 1.3.  
b 4 cells (100.0%) have expected frequencies less than 5. The minimum expected cell frequency is 1.0.  
c 2 cells (100.0%) have expected frequencies less than 5. The minimum expected cell frequency is 2.0.

## Chi-Square for Types of Change

**MinorSimple**

	Observed N	Expected N	Residual
6	1	1.0	.0
21	1	1.0	.0
24	1	1.0	.0
Total	3		

**MinorComplex**

	Observed N	Expected N	Residual
8	1	1.0	.0
12	1	1.0	.0
17	1	1.0	.0
Total	3		

**Major**

	Observed N	Expected N	Residual
2	1	1.0	.0
4	1	1.0	.0
9	1	1.0	.0
Total	3		

**Test Statistics**

	MinorSimple	MinorComplex	Major
Chi-Square(a,b)	.600	.000	.000
Df	3	4	4
Asymp. Sig.	.896	1.000	1.000

a 4 cells (100.0%) have expected frequencies less than 5. The minimum expected cell frequency is 1.3.

b 5 cells (100.0%) have expected frequencies less than 5. The minimum expected cell frequency is 1.0.

## Chi-Square for Enrollment Growth or Loss

**MajorLoss**

	Observed N	Expected N	Residual
1	1	1.0	.0
5	1	1.0	.0
6	1	1.0	.0
Total	3		

**ModLoss**

	Observed N	Expected N	Residual
1	1	1.0	.0
6	1	1.0	.0
9	1	1.0	.0
Total	3		

**MinorLoss**

	Observed N	Expected N	Residual
3	1	1.0	.0
7	1	1.0	.0
9	1	1.0	.0
Total	3		

**Flat**

	Observed N	Expected N	Residual
3	1	1.0	.0
5	1	1.0	.0
17	1	1.0	.0
Total	3		



**MinorGain**

	Observed N	Expected N	Residual
2	1	1.0	.0
6	1	1.0	.0
8	1	1.0	.0
Total	3		

**ModGain**

	Observed N	Expected N	Residual
2	1	1.0	.0
3	1	1.0	.0
6	1	1.0	.0
Total	3		

**MajorGain**

	Observed N	Expected N	Residual
0	1	1.5	-.5
2	2	1.5	.5
Total	3		

**Test Statistics**

	MajorLoss	ModLoss	MinorLoss	Flat	MinorGain	ModGain	MajorGain
Chi-Square(a,b)	.000	.000	.000	.000	.000	.000	.333
df	2	2	2	2	2	2	1
Asymp. Sig.	1.000	1.000	1.000	1.000	1.000	1.000	.564

a 3 cells (100.0%) have expected frequencies less than 5. The minimum expected cell frequency is 1.0.

b 2 cells (100.0%) have expected frequencies less than 5. The minimum expected cell frequency is 1.5.

**Chi-Square for Institutional Size****Small**

	Observed N	Expected N	Residual
2	1	1.0	.0
3	1	1.0	.0
11	1	1.0	.0
34	1	1.0	.0
Total	4		

**Medium**

	Observed N	Expected N	Residual
2	1	1.0	.0
7	1	1.0	.0
12	1	1.0	.0
16	1	1.0	.0
Total	4		

**Large**

	Observed N	Expected N	Residual
1	1	1.0	.0
3	1	1.0	.0
4	1	1.0	.0
8	1	1.0	.0
Total	4		

## Chi-Square for Institutional Size

### Test Statistics

	Small	Medium	Large
Chi-Square(a)	.000	.000	.000
df	3	3	3
Asymp. Sig.	1.000	1.000	1.000

a. 4 cells (100.0%) have expected frequencies less than 5. The minimum expected cell frequency is 1.0.

## **APPENDIX AM: VARIABLE CORRELATIONS FOR 103 SCHOOLS**

# APPENDIX AM: VARIABLE CORRELATIONS FOR 103 SCHOOLS

## Correlations

		Enrollment	Tuition	Degrees	Carnegie
Enrollment	Pearson	1	.003	-.019	.003
	Correlation				
	Sig. (2-tailed)	.	.972	.848	.973
	N	103	103	103	103
Tuition	Pearson	.003	1	-.032	-.028
	Correlation				
	Sig. (2-tailed)	.972	.	.747	.775
	N	103	103	103	103
Degrees	Pearson	-.019	-.032	1	.162
	Correlation				
	Sig. (2-tailed)	.848	.747	.	.102
	N	103	103	103	103
Carnegie	Pearson	.003	-.028	.162	1
	Correlation				
	Sig. (2-tailed)	.973	.775	.102	.
	N	103	103	103	103

**APPENDIX AN: COLLEGE-TO-UNIVERSITY CHANGES 1996 – 2001**  
**CARNEGIE CLASSIFICATION RATINGS**

**APPENDIX AN: COLLEGE-TO-UNIVERSITY CHANGES 1996 – 2001  
CARNEGIE CLASSIFICATION RATINGS**

<b>New Name</b>	<b>Change Year</b>	<b>5 Years After</b>	<b>Difference</b>
Western University of Health Sciences	52	52	0
Albany State University	21	21	0
Armstrong Atlantic State University	21	21	0
Augusta State University	21	21	0
Columbus State University	21	21	0
Fort Valley State University	21	21	0
Georgia Southwestern State University	21	21	0
Kennesaw State University	22	21	1
Savannah State University	32	22	10
Southern Polytechnic State University	54	54	0
State University of West Georgia	21	21	0
Benedictine University	21	21	0
Campbellsville University	32	22	10
Pfeiffer University	22	22	0
Trevecca Nazarene University	21	21	0
Texas Lutheran University	32	32	0
University of the Incarnate Word	21	21	0
Wheeling Jesuit University	22	21	1
WVU Institute of Technology	32	32	0
Claremont Graduate University	15*	15	0
Fresno Pacific University	21	21	0
Hope International University	22	21	1
Colorado Technical University	54	21	33
Clayton College & State University	55	33	22
Georgia College & State University	21	21	0
Life University	53	53	0
North Georgia College and State University	21	21	0
Dominican University	21	21	0
North Park University	32	21	11
MidAmerica Nazarene University	22	22	0
Concordia University, St. Paul	32	32	0
Rowan University	21	21	0
Rogers State University	40	40	0
St. Gregory's University	40	33	7
Southern Oregon University	21	21	0
Western Oregon University	21	21	0
National American University	55	33	22
Lee University	40	32	8
Southern Adventist University	32	32	0
Texas A & M University – Baylor College of the Dentistry	53	53	0
Cardinal Stritch University	21	21	0
Athens State University	32	32	0
California Baptist University	32	21	11
Point Loma Nazarene University	22	22	0

New Name	Change Year	5 Years After	Difference
Strayer University	55	22	33
University of St. Francis (IL)	21	21	0
University of St. Francis (IN)	21	21	0
Newman University	32	22	10
Brescia University	32	32	0
Siena Heights University	32	21	11
Evangel University	32	32	0
Lindenwood University	21	21	0
Concordia University	32	22	10
New Jersey City University	21	21	0
New School University	16**	16	0
Eastern Oregon University	32	22	10
Marylhurst University	22	21	1
Marywood University	21	21	0
Southwestern Adventist University	32	32	0
Hollins University	31	31	0
Vanguard University of Southern California	32	32	0
Naropa University	59	59	0
Saint Leo University	32	32	0
Northwest Nazarene University	32	22	10
Cornerstone University	22	22	0
Capella University	59	59	0
North Central University	51	51	0
Rockhurst University	21	21	0
Philadelphia University	32	21	11
University of the Sciences in Philadelphia	53	53	0
Dominican University of California	21	21	0
Thomas University	32	22	10
National University of Health Sciences	53	53	0
Graceland University	32	32	0
William Penn University	32	32	0
Bellarmino University	21	21	0
Sullivan University	33	33	0
Davenport University	55	55	0
Finlandia University	40	40	0
Northwestern Health Sciences University	53	53	0
Drury University	22	22	0
Park University	21	21	0
Cedarville University	32	32	0
University of Northwestern Ohio	40	40	0
Viterbo University	22	22	0
Notre Dame de Namur University	21	21+	0
Southern California University of Health Science	53	53	0
Webber International University	55	55	0
Brigham Young University – Idaho	40	33	7
Argosy University	59	53	6
Briar Cliff University	32	32+	0

New Name	Change Year	5 Years After	Difference
Concordia University	32	32+	0
Spring Arbor University	22	21+	1
Southern New Hampshire University	21	23+	-2
Elon University	55	21+	34
David N. Myers University	55	32+	23
Union Institute and University	16**	16+	0
Oklahoma Wesleyan University	32	32	0
Arcadia University	21	21+	0
Philadelphia Biblical University	51	22+	29
Schreiner University	31	32+	-1
Averett University	21	32+	-11
Mountain State University	33	22+	11

Three Carnegie ranked numbering systems were utilized during 1996 through 2006; the 1994 and 2000 systems are similar with the exception of doctoral and research institutions. Under the 1994 system, there were four categories; however, the 2000 system only had two doctoral/research categories. The 2005 system was radically different. Individual scores for 2006 were adjusted to match the 2000 system.

\*Originally rated at #13 Doctoral Universities I under the 1994 system – considered equivalent to #15 (Doctoral/Research Universities - Extensive) under the 2000 system.

\*\*Originally rated at #13 Doctoral Universities I under the 1994 system – considered equivalent to #16 (Doctoral/Research Universities - Intensive) under the 2000 system.

Categories (based on the 2000 system):

- 15 Doctoral/Research Universities - Extensive
- 16 Doctoral/Research Universities – Intensive
- 21 Master’s Colleges and Universities I
- 22 Master’s Colleges and Universities II
- 23 Master’s Colleges and Universities – smaller programs (see below)
- 31 Baccalaureate Colleges – Liberal Arts
- 32 Baccalaureate Colleges – General
- 33 Baccalaureate / Associate Colleges
- 40 Associate Colleges
- 51 Specialized Institutions – Theological seminaries & other faith institutions
- 52 Specialized Institutions – Medical schools and medical centers
- 53 Specialized Institutions – Other separate health profession schools
- 54 Specialized Institutions – Schools of engineering and technology
- 55 Specialized Institutions – Schools
- 59 Specialized Institutions – Other specialized institutions



+Classifications under 2005 system comparable to the 2000 system. All other categories have the same name. One new category added in 2005: “Master’s Colleges and Universities – Smaller Programs.” The following categories changed names in 2005:

“Doctoral/Research Universities” ≡ “Doctoral/Research Universities – Intensive”

“Master’s Colleges and Universities – Larger Programs” ≡ “Master’s Colleges and Universities I”

“Master’s Colleges and Universities – Medium Programs” ≡ “Master’s Colleges and Universities II”

“Baccalaureate Colleges – Arts & Sciences” ≡ “Baccalaureate Colleges – Liberal Arts”

“Baccalaureate Colleges – Diverse Fields” ≡ “Baccalaureate Colleges – General”

**APPENDIX AO: COLLEGE-TO-UNIVERSITY CHANGES 1996 – 2001**  
**CARNEGIE CLASSIFICATION RATINGS PAIRED SAMPLED T-TEST**

**APPENDIX AO: COLLEGE-TO-UNIVERSITY CHANGES 1996 – 2001  
CARNEGIE CLASSIFICATION RATINGS PAIRED SAMPLED T-TEST**

**Paired Samples Statistics**

		Mean	N	Std. Deviation	Std. Error Mean
Pair 1	Size_Pre	31.2162	3	3.29286	1.90114
	Size_Post	27.6926	3	3.53252	2.03950
Pair 2	Control_Pre	36.3138	4	11.27825	5.63912
	Control_Post	30.5320	4	5.12869	2.56435
Pair 3	Type_Pre	34.0703	3	5.52737	3.19123
	Type_Post	30.4657	3	4.62999	2.67312
Pair 4	Accred_Pre	31.0258	5	2.54264	1.13710
	Accrec_Post	27.0629	5	3.21358	1.43716

**Paired Samples Correlations**

		N	Correlation	Sig.
Pair 1	Size_Pre & Size_Post	3	.938	.226
Pair 2	Control_Pre & Control_Post	4	.950	.050
Pair 3	Type_Pre & Type_Post	3	.999	.026
Pair 4	Accred_Pre & Accrec_Post	5	.600	.285

**Paired Samples Test**

		Paired Differences		Std. Error		95% Confidence Interval of the		t	Df	Sig. (2-tailed)
		Mean	Std. Deviation	Mean		Lower	Upper			
Pair 1	Size_Pre - Size_Post	3.52358	1.22628	0.70799		0.47733	6.56983	4.977	2	0.038
Pair 2	Control_Pre - Control_Post	5.78179	6.60089	3.30045		-4.7217	16.28528	1.752	3	0.178
Pair 3	Type_Pre - Type_Post	3.60466	0.92037	0.53137		1.31835	5.89098	6.784	2	0.021
Pair 4	Accred_Pre - Accrec_Post	3.96286	2.64454	1.18267		0.67923	7.24649	3.351	4	0.029

**APPENDIX AP: COLLEGE-TO-UNIVERSITY CHANGES 1996 – 2001 POINT  
VALUES OF GRADUATE PROGRAMS**

**APPENDIX AP: COLLEGE-TO-UNIVERSITY CHANGES 1996 – 2001  
POINT VALUES OF GRADUATE PROGRAMS**

<b>New Name</b>	<b>Change Year</b>	<b>5 Years After</b>	<b>Difference</b>
Western University of Health Sciences	40	67	27
Albany State University	43	43	0
Armstrong Atlantic State University	63	70	7
Augusta State University	124	110	-14
Columbus State University	131	166	35
Fort Valley State University	43	50	7
Georgia Southwestern State University	79	100	21
Kennesaw State University	49	82	33
Savannah State University	14	21	7
Southern Polytechnic State University	42	56	14
State University of West Georgia	42	277	235
Benedictine University	72	182	110
Campbellsville University	7	49	42
Pfeiffer University	44	34	-10
Trevecca Nazarene University	63	95	32
Texas Lutheran University	0	0	0
University of the Incarnate Word	104	139	35
Wheeling Jesuit University	41	42	1
WVU Institute of Technology	7	7	0
Claremont Graduate University	340	370	30
Fresno Pacific University	137	179	42
Hope International University	35	47	12
Colorado Technical University*	46	53	7
Clayton College & State University	0	18	18
Georgia College & State University	209	215	6
Life University	17	17	0
North Georgia College and State University	14	81	67
Dominican University	81	112	31
North Park University	123	246	123
MidAmerica Nazarene University	14	28	14
Concordia University, St. Paul	66	14	-52
Rowan University	215	259	44
Rogers State University	70	0	-70
St. Gregory's University	0	0	0
Southern Oregon University	42	77	35
Western Oregon University	147	128	-19
National American University	0	7	7
Lee University	28	49	21
Southern Adventist University	14	98	84
Texas A & M University – Baylor College of the Dentistry	35	35	0
Cardinal Stritch University	77	100	23
Athens State University	0	0	0
California Baptist University	35	35	0
Point Loma Nazarene University	102	82	-20

New Name	Change Year	5 Years After	Difference
Strayer University	21	53	32
University of St. Francis (IL)	54	89	35
University of St. Francis (IN)	63	63	0
Newman University	28	28	0
Brescia University	7	14	7
Siena Heights University	28	49	21
Evangel University	42	42	0
Lindenwood University	144	174	30
Concordia University	76	82	6
New Jersey City University	155	177	22
New School University*	225	238	13
Eastern Oregon University	0	0	0
Marylhurst University	28	28	0
Marywood University	348	470	122
Southwestern Adventist University	14	14	0
Hollins University	64	43	-21
Vanguard University of Southern California	48	76	28
Naropa University	69	108	39
Saint Leo University	27	42	15
Northwest Nazarene University	21	42	21
Cornerstone University	54	94	40
Capella University	362	607	245
North Central University	0	0	0
Rockhurst University	28	49	21
Philadelphia University	84	86	2
University of the Sciences in Philadelphia	116	162	46
Dominican University of California	90	115	25
Thomas University	14	47	33
National University of Health Sciences	10	24	14
Graceland University	21	50	29
William Penn University	0	0	0
Bellarmino University	84	107	23
Sullivan University	48	55	7
Davenport University	28	34	6
Finlandia University	0	0	0
Northwestern Health Sciences University	10	24	14
Drury University	76	108	32
Park University	42	145	103
Cedarville University	7	22	15
University of Northwestern Ohio	0	0	0
Viterbo University	14	35	21
Notre Dame de Namur University	96	211	115
Southern California University of Health Science	87	83	-4
Webber International University	7	14	7
Brigham Young University – Idaho	0	0	0
Argosy University*	265	307	42
Briar Cliff University	7	21	14

<b>New Name</b>	<b>Change Year</b>	<b>5 Years After</b>	<b>Difference</b>
Concordia University	0	7	7
Spring Arbor University	35	49	14
Southern New Hampshire University	28	47	19
Elon University	29	355	326
David N. Myers University	21	14	-7
Union Institute and University	18	96	78
Oklahoma Wesleyan University	0	7	7
Arcadia University	101	241	140
Philadelphia Biblical University	35	45	10
Schreiner University	20	27	7
Averett University	21	49	28
Mountain State University	57	83	26

\*Represents programs at main campus site only.

**APPENDIX AQ: COLLEGE-TO-UNIVERSITY CHANGES 1996 – 2001**  
**DEGREE PROGRAMS PAIRED SAMPLED T-TEST**



**APPENDIX AQ: COLLEGE-TO-UNIVERSITY CHANGES 1996 – 2001  
DEGREE PROGRAMS PAIRED SAMPLED T-TEST**

**Paired Samples Statistics**

		Mean	N	Std. Deviation	Std. Error Mean
Pair 1	Size_Pre	67.6452	3	21.50056	12.41335
	Size_Post	101.5059	3	39.02972	22.53382
Pair 2	Control_Pre	76.2787	4	33.81674	16.90837
	Control_Post	110.6452	4	49.20752	24.60376
Pair 3	Type_Pre	65.1573	3	15.45061	8.92041
	Type_Post	100.1767	3	36.62018	21.14267
Pair 4	Accred_Pre	75.8737	5	45.59310	20.38985
	Accrec_Post	104.1891	5	56.32284	25.18834

**Paired Samples Correlations**

		N	Correlation	Sig.
Pair 1	Size_Pre & Size_Post	3	.976	.139
Pair 2	Control_Pre & Control_Post	4	.992	.008
Pair 3	Type_Pre & Type_Post	3	1.000	.020
Pair 4	Accred_Pre & Accrec_Post	5	.990	.001

**Paired Samples Test**

		Paired Differences					t	df	Sig. (2-tailed)
		Mean	Std. Deviation	Std. Error Mean	95% Confidence Interval of the Difference				
					Lower	Upper			
Pair 1	Size_Pre - Size_Post	-33.86068	18.63211	10.75725	-80.14540	12.42405	-3.148	2	.088
Pair 2	Control_Pre - Control_Post	-34.36648	16.27228	8.13614	-60.25931	-8.47365	-4.224	3	.024
Pair 3	Type_Pre - Type_Post	-35.01943	21.18277	12.22988	-87.64034	17.60148	-2.863	2	.103
Pair 4	Accred_Pre - Accred_Post	-28.31544	12.96845	5.79967	-44.41790	-12.21298	-4.882	4	.008

**APPENDIX AR: COLLEGE-TO-UNIVERSITY CHANGES 1996 – 2001**  
**ACCREDITING BODIES PAIRED SAMPLED T-TEST**

**APPENDIX AR: COLLEGE-TO-UNIVERSITY CHANGES 1996 – 2001  
ACCREDITING BODIES PAIRED SAMPLED T-TEST**

**Paired Samples Statistics**

		Mean	N	Std. Deviation	Std. Error Mean
Pair 1	MSACS 0	144.44	9	104.031	34.677
	MSACS 5	192.33	9	132.089	44.030
Pair 2	HLCNCA 0	50.14	43	68.826	10.496
	HLCNCA 5	74.47	43	107.047	16.325
Pair 3	NWCCS 0	39.67	6	55.059	22.478
	NWCCS 5	52.00	6	44.735	18.263
Pair 4	SACS 0	44.12	34	44.685	7.663
	SACS 5	75.65	34	77.839	13.349
Pair 5	WASC 0	101.00	10	90.678	28.675
	WASC 5	126.50	10	102.185	32.314

**Paired Samples Correlations**

		N	Correlation	Sig.
Pair 1	MSACS 0 & MSACS 5	9	.939	.000
Pair 2	HLCNCA 0 & HLCNCA 5	43	.938	.000
Pair 3	NWCCS 0 & NWCCS 5	6	.921	.009
Pair 4	SACS 0 & SACS 5	34	.501	.003
Pair 5	WASC 0 & WASC 5	10	.935	.000

**Paired Samples Test**

		Paired Differences					t	Df	Sig. (2-tailed)
Year 0 & Year 5		Mean	Std. Dev.	Std. Error Mean	95% Confidence Interval of the Difference				
					Lower	Upper			
Pair 1	MSACS	-47.889	49.594	16.531	-86.011	-9.767	-2.897	8	.020
Pair 2	HLCNCA	-24.326	48.793	7.441	-39.342	-9.309	-3.269	42	.002
Pair 3	NWCCS	-12.333	22.286	9.098	-35.721	11.054	-1.356	5	.233
Pair 4	SACS	-31.529	67.581	11.590	-55.110	-7.949	-2.720	33	.010
Pair 5	WASC	-25.500	36.643	11.588	-51.713	.713	-2.201	9	.055

**APPENDIX AS: COLLEGE-TO-UNIVERSITY CHANGES 1996 – 2001**  
**SELECTIVITY PAIRED SAMPLED T-TEST**

**APPENDIX AS: COLLEGE-TO-UNIVERSITY CHANGES 1996 – 2001  
SELECTIVITY PAIRED SAMPLED T-TEST**

**Paired Samples Statistics**

		Mean	N	Std. Deviation	Std. Error Mean
Pair 1	Year0	2.77	71	.680	.081
	Year5	2.89	71	.667	.079
Pair 2	Year0	2.77	71	.680	.081
	MeanPost	2.7998	71	.60095	.07132

**Paired Samples Correlations**

		N	Correlation	Sig.
Pair 1	Year0 & Year5	71	.416	.000
Pair 2	Year0 & MeanPost	71	.487	.000

**Paired Samples Test**

		Paired Differences					t	df	Sig. (2-tailed)
		Mean	Std. Deviation	Std. Error Mean	95% Confidence Interval of the Difference				
					Lower	Upper			
Pair 1	Year 0 - Year 5	-.113	.728	.086	-.285	.060	-1.304	70	.196
Pair 2	Year 0 - MeanPost	-.02512	.65227	.07741	-.17951	.12927	-.324	70	.747

**APPENDIX AT: COLLEGE-TO-UNIVERSITY CHANGES 1996 – 2001  
SELECTIVITY YEAR OF THE CHANGE AND FIVE YEARS LATER**

**APPENDIX AT: COLLEGE-TO-UNIVERSITY CHANGES 1996 – 2001  
SELECTIVITY YEAR OF THE CHANGE AND FIVE YEARS LATER**

<b>Institution</b>	<b>Year 0</b>	<b>Year 5</b>
Albany State University	Selective	Less Selective
Armstrong Atlantic State University	Selective	Selective
Augusta State University	Selective	Selective
Columbus State University	Less Selective	Selective
Fort Valley State University	Less Selective	Less Selective
Georgia Southwestern State University	Selective	Selective
Kennesaw State University	Selective	Selective
Southern Polytechnic State University	Selective	Selective
State University of West Georgia	Less Selective	Selective
Benedictine University	Selective	More Selective
Campbellsville University	Selective	Selective
Pfeiffer University	Least Selective	Less Selective
Trevecca Nazarene University	Selective	Selective
Texas Lutheran University	Selective	Selective
University of the Incarnate Word	Selective	Selective
Wheeling Jesuit University	Selective	Selective
WVU Institute of Technology	Selective	Selective
Fresno Pacific University	Selective	Selective
Hope International University	Selective	Less Selective
Clayton College & State University	Selective	Selective
Georgia College & State University	Less Selective	Selective
North Georgia College and State University	More Selective	Selective
Dominican University	Selective	Selective
North Park University	More Selective	Selective
MidAmerica Nazarene University	Selective	More Selective
Concordia University, St. Paul	Selective	Selective
Rowan University	Selective	Selective
Southern Oregon University	Selective	Selective
Western Oregon University	Selective	Less Selective
Lee University	More Selective	More Selective
Southern Adventist University	Selective	Selective
California Baptist University	Selective	Less Selective
Point Loma Nazarene University	Less Selective	More Selective
University of St. Francis	Selective	Selective
Newman University	Selective	Selective
Brescia University	Selective	Less Selective
Evangel University	Least Selective	Selective
Lindenwood University	Selective	Selective
Concordia University	Selective	More Selective
New School University	Selective	More Selective
Eastern Oregon University	Less Selective	Less Selective
Marylhurst University	More Selective	Less Selective
Marywood University	Selective	Selective
Southwestern Adventist University	Less Selective	Less Selective

<b>Institution</b>	<b>Year 0</b>	<b>Year 5</b>
Hollins University	Selective	More Selective
Vanguard University of Southern California	Selective	Selective
Saint Leo University	Less Selective	Less Selective
Northwest Nazarene University	Selective	More Selective
Cornerstone University	Selective	Selective
Rockhurst University	Selective	More Selective
Philadelphia University	Selective	Selective
Dominican University of California	Less Selective	Selective
Graceland University	Selective	Less Selective
William Penn University	Less Selective	Selective
Drury University	More Selective	More Selective
Park University	Selective	Less Selective
Cedarville University	More Selective	More Selective
Viterbo University	Selective	Selective
Notre Dame de Namur University	Less Selective	Less Selective
Webber International University	Less Selective	Less Selective
Briar Cliff University	Selective	Selective
Concordia University	Selective	Selective
Spring Arbor University	Selective	Selective
Elon University	Selective	More Selective
Southern New Hampshire University	Less Selective	Less Selective
David N. Myers University	Least Selective	Less Selective
Oklahoma Wesleyan University	Selective	Selective
Arcadia University	Selective	Selective
Schreiner University	Selective	Less Selective
Averett University	Less Selective	Less Selective
Mountain State University	Least Selective	Less Selective



**APPENDIX AU: COLLEGE-TO-UNIVERSITY CHANGES 1996 – 2001**  
**INCREMENTAL TUITION PAIRED SAMPLED T-TEST**

**APPENDIX AU: COLLEGE-TO-UNIVERSITY CHANGES 1996 – 2001  
INCREMENTAL TUITION PAIRED SAMPLED T-TEST**

**Paired Samples Statistics**

		Mean	N	Std. Deviation	Std. Error Mean
Pair 1	Pre Change	.064128	103	.0467591	.0046073
	Post Change	.065566	103	.0543437	.0053546
Pair 2	Size Pre	.066967	3	.0125061	.0072204
	Size Post	.063433	3	.0082100	.0047400
Pair 3	Control Pre	.061693	4	.0125534	.0062767
	Control Post	.064089	4	.0050229	.0025115
Pair 4	Type Pre	.063367	3	.0107109	.0061839
	Type Post	.067067	3	.0044736	.0025828
Pair 5	Accreditation Pre	.061550	6	.0069664	.0028440
	Accreditation Post	.064050	6	.0091609	.0037399

**Paired Samples Correlations**

		N	Correlation	Sig.
Pair 1	Pre Change & Post Change	103	-.034	.733
Pair 2	Size Pre & Post	3	-.988	.100
Pair 3	Control Pre & Post	4	.871	.129
Pair 4	Change Type Pre & Post	3	-.467	.690
Pair 5	Accreditation Pre & Post	6	.915	.011

**Paired Samples Test**

		Paired Differences					T	df	Sig. (2-tailed)
		Mean	Std. Deviation	Std. Error Mean	95% Confidence Interval of the Difference				
Pre and Post pairs					Lower	Upper			
Pair 1	All	-.001438	.072888	.007182	-.015683	.012807	-.200	102	.842
Pair 2	Size	.003533	.020655	.011925	-.047776	.054842	.296	2	.795
Pair 3	Control	-.002396	.008545	.004272	-.015993	.011201	-.561	3	.614
Pair 4	Change Type	-.003700	.013399	.007736	-.036985	.029585	-.478	2	.680
Pair 5	Accreditation	-.002500	.003956	.001615	-.006652	.001652	-1.548	5	.182

**APPENDIX AV: COLLEGE-TO-UNIVERSITY CHANGES 1996 – 2001**  
**TUITION FIVE YEARS PRIOR TO CHANGE**

**APPENDIX AV: COLLEGE-TO-UNIVERSITY CHANGES 1996 – 2001**  
**TUITION FIVE YEARS PRIOR TO CHANGE**

<b>New Name</b>	<b>Minus 5</b>	<b>Minus 4</b>	<b>Minus 3</b>	<b>Minus 2</b>	<b>Minus 1</b>	<b>Zero Year</b>
Western University of Health Sciences	\$15,675	\$17,730	\$17,900	\$17,990	\$20,185	\$21,300
Albany State University	\$1,680	\$1,731	\$1,772	\$2,000	\$1,899	\$2,466
Armstrong Atlantic State University	\$1,467	\$1,521	\$1,568	\$1,623	\$1,719	\$1,836
Augusta State University	\$1,491	\$1,542	\$1,592	\$1,632	\$1,710	\$1,800
Columbus State University	\$1,482	\$1,545	\$1,600	\$1,653	\$1,986	\$2,460
Fort Valley State University	\$1,320	\$1,650	\$1,778	\$1,833	\$1,833	\$2,040
Georgia Southwestern State University	\$1,578	\$1,650	\$1,763	\$1,775	\$1,926	\$2,039
Kennesaw State University	\$1,473	\$1,512	\$1,559	\$1,605	\$1,776	\$1,974
Savannah State University	\$1,260	\$1,686	\$1,742	\$1,818	\$1,965	\$2,130
Southern Polytechnic State University	\$1,497	\$1,548	\$1,649	\$1,689	\$1,761	\$1,851
State University of West Georgia	\$1,653	\$2,067	\$2,354	\$2,408	\$2,274	\$1,989
Benedictine University	\$8,980	\$9,430	\$10,080	\$10,500	\$11,030	\$11,640
Campbellsville University	\$7,680	\$5,400	\$5,720	\$6,060	\$6,420	\$6,800
Pfeiffer University	\$7,295	\$7,730	\$8,190	\$8,640	\$8,990	\$9,260
Trevecca Nazarene University	\$5,720	\$6,220	\$6,656	\$7,036	\$7,856	\$8,644
Texas Lutheran University	\$6,390	\$6,840	\$7,460	\$7,900	\$8,566	\$9,520
University of the Incarnate Word	\$7,200	\$7,800	\$8,250	\$8,840	\$9,500	\$10,235
Wheeling Jesuit University	\$8,550	\$9,130	\$10,000	\$10,500	\$12,000	\$13,000
WVU Institute of Technology	\$1,650	\$1,832	\$2,018	\$2,120	\$2,226	\$2,262
Claremont Graduate University	\$14,880	\$15,850	\$16,800	\$17,750	\$18,650	\$19,500
Fresno Pacific University	\$8,800	\$9,300	\$9,900	\$10,500	\$11,250	\$12,500
Hope International University	\$6,300	\$6,500	\$7,100	\$7,820	\$8,440	\$8,950
Colorado Technical University*	\$5,875	\$6,110	\$6,315	\$6,540	\$6,593	\$6,693
Clayton College & State University	\$1,440	\$1,496	\$1,548	\$1,692	\$1,842	\$2,368
Georgia College & State University	\$1,632	\$1,694	\$1,743	\$1,820	\$5,765	\$2,064
Life University	\$10,900	\$10,900	\$4,770	\$3,984	\$5,100	\$5,310
North Georgia College and State University	\$1,328	\$1,660	\$1,755	\$1,827	\$1,956	\$2,052
Dominican University	\$9,293	\$10,550	\$10,998	\$11,600	\$12,050	\$12,950
North Park University	\$11,295	\$11,990	\$12,580	\$13,280	\$13,900	\$14,690
MidAmerica Nazarene University	\$5,830	\$6,270	\$6,840	\$7,928	\$8,668	\$9,498
Concordia University, St. Paul	\$9,000	\$9,270	\$10,500	\$10,815	\$11,355	\$11,980
Rowan University	\$2,733	\$2,769	\$3,095	\$3,392	\$3,750	\$4,240
Rogers State University	\$1,226	\$1,256	\$1,350	\$1,425	\$1,423	\$1,473
St. Gregory's University	\$4,400	\$4,520	\$5,139	\$5,476	\$5,860	\$7,622
Southern Oregon University	\$2,487	\$2,667	\$2,825	\$2,949	\$2,949	\$3,204
Western Oregon University	\$2,481	\$2,640	\$2,820	\$2,985	\$3,307	\$3,055
National American University	\$6,624	\$7,035	\$7,440	\$7,995	\$8,415	\$9,225
Lee University	\$4,418	\$4,734	\$4,788	\$5,132	\$5,400	\$5,580
Southern Adventist University	\$7,500	\$7,988	\$8,414	\$8,880	\$9,236	\$9,676
Texas A & M University – Baylor College of the Dentistry	\$5,490	\$5,500	\$5,560	\$6,000	\$6,000	\$6,735
Cardinal Stritch University	\$7,360	\$7,680	\$8,000	\$8,320	\$8,960	\$10,080
Athens State University	\$1,782	\$1,833	\$1,884	\$1,935	\$2,139	\$1,898
California Baptist University	\$7,428	\$9,300	\$9,300	\$9,300	\$8,750	\$9,201
Point Loma Nazarene University	\$9,542	\$10,310	\$10,880	\$11,824	\$12,464	\$12,650

New Name	Minus 5	Minus 4	Minus 3	Minus 2	Minus 1	Zero Year
Strayer University	\$5,850	\$7,650	\$7,200	\$7,200	\$7,650	\$8,100
University of St. Francis (IL)	\$9,100	\$9,990	\$10,590	\$11,220	\$11,950	\$12,480
University of St. Francis (IN)	\$8,100	\$8,670	\$9,550	\$10,220	\$10,710	\$11,036
Newman University	\$7,380	\$7,710	\$8,100	\$8,520	\$9,000	\$9,000
Brescia University	\$6,700	\$7,500	\$7,800	\$8,400	\$8,570	\$8,790
Siena Heights University	\$8,820	\$9,240	\$9,630	\$9,950	\$10,450	\$10,972
Evangel University	\$6,770	\$6,992	\$7,300	\$7,620	\$7,680	\$8,044
Lindenwood University	\$8,880	\$9,300	\$9,700	\$9,800	\$9,950	\$9,950
Concordia University	\$8,506	\$9,200	\$9,480	\$10,150	\$3,680	\$11,310
New Jersey City University	\$2,785	\$3,030	\$3,158	\$3,350	\$3,828	\$4,112
New School University*	\$13,760	\$14,710	\$15,650	\$16,730	\$17,780	\$19,470
Eastern Oregon University	\$2,595	\$2,766	\$2,898	\$3,159	\$3,231	\$3,273
Marylhurst University	\$8,472	\$8,610	\$8,955	\$9,315	\$9,765	\$10,170
Marywood University	\$10,590	\$11,440	\$12,240	\$12,640	\$13,408	\$14,738
Southwestern Adventist University	\$6,982	\$7,616	\$7,728	\$7,992	\$8,400	\$8,786
Hollins University	\$12,950	\$13,470	\$14,000	\$14,560	\$15,070	\$15,600
Vanguard University of Southern California	\$9,520	\$9,988	\$11,136	\$16,728	\$12,414	\$12,560
Naropa University	\$9,000	\$10,300	\$8,778	\$9,198	\$11,358	\$12,330
Saint Leo University	\$9,876	\$10,200	\$10,696	\$11,346	\$11,440	\$11,850
Northwest Nazarene University	\$10,179	\$11,145	\$11,685	\$12,138	\$12,456	\$12,975
Cornerstone University	\$6,852	\$7,516	\$8,100	\$9,450	\$10,026	\$10,344
Capella University	No Data	No Data	\$9,800	\$10,500	\$11,000	\$11,000
North Central University	\$5,790	\$6,218	\$6,850	\$7,480	\$7,750	\$8,020
Rockhurst University	\$9,490	\$10,200	\$11,000	\$11,550	\$11,900	\$12,500
Philadelphia University	\$11,460	\$12,240	\$12,716	\$13,466	\$14,140	\$14,692
University of the Sciences in Philadelphia	\$11,300	\$11,750	\$12,330	\$13,290	\$13,580	\$14,180
Dominican University of California	\$13,890	\$14,380	\$15,300	\$15,840	\$16,512	\$17,256
Thomas University	\$3,600	\$4,275	\$4,500	\$5,730	\$7,870	\$7,870
National University of Health Sciences	\$9,600	\$9,850	\$10,506	\$10,506	\$11,250	\$11,750
Graceland University	\$9,760	\$10,230	\$10,750	\$11,200	\$11,700	\$12,230
William Penn University	\$10,910	\$11,000	\$11,000	\$11,320	\$11,924	\$12,770
Bellarmino University	\$9,550	\$10,320	\$10,850	\$11,600	\$12,650	\$13,590
Sullivan University	\$8,160	\$8,520	\$8,940	\$9,240	\$9,600	\$10,080
Davenport University	\$6,800	\$7,200	\$7,400	\$7,600	\$7,900	\$9,180
Finlandia University	\$9,500	\$9,500	\$9,880	\$10,380	\$11,280	\$11,700
Northwestern Health Sciences University	\$9,560	\$9,935	\$10,330	\$10,870	\$11,440	\$11,170
Drury University	\$9,100	\$9,500	\$9,990	\$10,150	\$10,450	\$10,950
Park University	\$3,990	\$4,200	\$4,410	\$4,590	\$4,770	\$4,950
Cedarville University	\$8,004	\$8,158	\$8,158	\$10,074	\$10,746	\$11,562
University of Northwestern Ohio	\$5,480	\$4,704	\$4,939	\$6,288	\$6,468	\$6,705
Viterbo University	\$9,850	\$10,543	\$10,880	\$11,420	\$12,490	\$13,050
Notre Dame de Namur University	\$14,400	\$14,976	\$15,575	\$16,200	\$16,973	\$18,200
Southern California University of Health Science	\$15,700	\$18,014	\$16,038	\$16,519	\$18,051	\$18,990
Webber International University	\$6,790	\$7,510	\$7,770	\$8,160	\$9,900	\$10,300
Brigham Young University – Idaho	\$1,870	\$1,950	\$2,020	\$2,100	\$2,180	\$2,480
Argosy University*	\$15,645	\$11,562	\$16,100	\$16,100	\$16,800	\$17,640
Briar Cliff University	\$11,280	\$11,730	\$12,270	\$12,690	\$13,890	\$14,550

<b>New Name</b>	<b>Minus 5</b>	<b>Minus 4</b>	<b>Minus 3</b>	<b>Minus 2</b>	<b>Minus 1</b>	<b>Zero Year</b>
Concordia University	\$11,450	\$11,850	\$12,200	\$12,900	\$13,400	\$14,700
Spring Arbor University	\$10,200	\$10,586	\$11,000	\$11,600	\$12,200	\$13,176
Southern New Hampshire University	\$12,156	\$12,980	\$13,570	\$13,800	\$15,600	\$16,786
Elon University	\$10,667	\$11,542	\$12,147	\$12,895	\$13,556	\$14,560
David N. Myers University	\$6,000	\$6,200	\$7,800	\$8,200	\$8,760	\$9,450
Union Institute and University	\$5,472	\$5,808	\$5,952	\$6,288	\$6,528	\$6,912
Oklahoma Wesleyan University	\$7,600	\$8,100	\$8,600	\$9,200	\$9,200	\$10,400
Arcadia University	\$14,870	\$15,840	\$16,240	\$16,880	\$17,830	\$18,670
Philadelphia Biblical University	\$8,556	\$9,120	\$9,520	\$9,910	\$10,355	\$11,100
Schreiner University	\$9,715	\$9,900	\$10,490	\$10,990	\$11,740	\$12,118
Averett University	\$11,850	\$12,500	\$12,985	\$13,595	\$14,190	\$14,990
Mountain State University	\$3,360	\$3,600	\$3,720	\$3,840	\$4,080	\$4,320

\*Represents tuition at main campus site only.

**APPENDIX AW: COLLEGE-TO-UNIVERSITY CHANGES 1996 – 2001**  
**TUITION FIVE YEARS AFTER CHANGE**

**APPENDIX AW: COLLEGE-TO-UNIVERSITY CHANGES 1996 – 2001**  
**TUITION FIVE YEARS AFTER CHANGE**

<b>New Name</b>	<b>Zero Year</b>	<b>Plus 1</b>	<b>Plus 2</b>	<b>Plus 3</b>	<b>Plus4</b>	<b>Plus 5</b>
Western University of Health Sciences	\$21,300	\$22,430	\$23,570	\$24,720	no report	no report
Albany State University	\$2,466	\$2,124	\$2,071	\$2,260	\$2,398	\$2,476
Armstrong Atlantic State University	\$1,836	\$1,962	\$2,020	\$5,424	\$2,242	\$2,314
Augusta State University	\$1,800	\$1,926	\$1,990	\$2,082	\$2,226	\$2,282
Columbus State University	\$2,460	\$1,941	\$2,020	\$2,136	\$2,270	\$2,352
Fort Valley State University	\$2,040	\$2,157	\$2,216	\$2,294	\$2,412	\$2,468
Georgia Southwestern State University	\$2,039	\$2,916	\$2,213	\$5,584	\$5,842	\$6,044
Kennesaw State University	\$1,974	\$2,073	\$2,128	\$2,192	\$2,286	\$2,428
Savannah State University	\$2,130	\$2,229	\$2,226	\$2,356	\$2,494	\$3,377
Southern Polytechnic State University	\$1,851	\$1,998	\$2,050	\$2,134	\$2,278	\$2,354
State University of West Georgia	\$1,989	\$2,070	\$2,158	\$2,250	\$2,250	\$1,234
Benedictine University	\$11,640	\$11,990	\$12,600	\$13,700	\$14,500	\$14,800
Campbellsville University	\$6,800	\$7,200	\$7,600	\$8,000	\$8,900	\$9,800
Pfeiffer University	\$9,260	\$9,816	\$10,230	\$10,844	\$11,380	\$12,066
Trevecca Nazarene University	\$8,644	\$9,190	\$9,536	\$10,016	\$10,528	\$10,848
Texas Lutheran University	\$9,520	\$10,370	\$10,876	\$11,374	\$12,570	\$13,540
University of the Incarnate Word	\$10,235	\$10,600	\$11,200	\$12,150	\$12,740	\$13,220
Wheeling Jesuit University	\$13,000	\$14,000	\$14,500	\$15,000	\$16,000	\$17,000
WVU Institute of Technology	\$2,262	\$2,370	\$2,564	\$2,646	\$2,730	\$2,836
Claremont Graduate University	\$19,500	\$20,380	\$20,950	\$20,950	\$23,144	\$23,996
Fresno Pacific University	\$12,500	\$12,672	\$13,150	\$13,950	\$14,900	\$16,200
Hope International University	\$8,950	\$9,900	\$10,980	\$11,900	\$13,150	\$14,435
Colorado Technical University*	\$6,693	\$7,553	\$8,950	\$8,768	\$8,835	\$7,215
Clayton College & State University	\$2,368	\$2,624	\$2,702	\$2,815	\$2,322	\$2,436
Georgia College & State University	\$2,064	\$2,136	\$2,214	\$2,358	\$3,032	\$3,138
Life University	\$5,310	\$5,310	\$6,032	\$7,080	\$7,080	\$9,440
North Georgia College and State University	\$2,052	\$2,122	\$2,122	\$2,991	\$2,496	\$3,035
Dominican University	\$12,950	\$13,600	\$14,260	\$14,820	\$15,700	\$16,720
North Park University	\$14,690	\$15,420	\$16,180	\$16,910	\$17,790	\$18,680
MidAmerica Nazarene University	\$9,498	\$10,122	\$10,474	\$11,066	\$11,638	\$12,280
Concordia University, St. Paul	\$11,980	\$12,658	\$13,040	\$19,912	\$21,052	\$17,326
Rowan University	\$4,240	\$4,550	\$4,920	\$5,346	\$5,779	\$6,658
Rogers State University	\$1,473	\$1,473	\$1,753	\$1,649	\$1,731	\$1,854
St. Gregory's University	\$7,622	\$7,500	\$8,016	\$8,344	\$9,502	\$9,882
Southern Oregon University	\$3,204	\$3,198	\$3,234	\$3,369	\$3,459	\$3,459
Western Oregon University	\$3,055	\$3,198	\$3,276	\$3,342	\$3,660	\$3,720
National American University	\$9,225	\$8,920	\$9,040	\$9,040	\$9,640	\$9,830
Lee University	\$5,580	\$5,826	\$6,298	\$6,700	\$7,536	\$7,536
Southern Adventist University	\$9,676	\$10,250	\$10,300	\$11,040	\$11,610	\$12,220
Texas A & M University – Baylor College of the Dentistry	\$6,735	\$5,928	\$6,066	\$6,600	\$7,200	\$7,284
Cardinal Stritch University	\$10,080	\$10,496	\$11,000	\$11,680	\$12,780	\$13,280
Athens State University	\$1,898	\$2,012	\$2,106	\$2,396	\$2,684	\$3,320
California Baptist University	\$9,201	\$9,958	\$10,662	\$11,590	\$12,790	\$13,754
Point Loma Nazarene University	\$12,650	\$13,626	\$14,340	\$15,300	\$16,260	\$18,500



<b>New Name</b>	<b>Zero Year</b>	<b>Plus 1</b>	<b>Plus 2</b>	<b>Plus 3</b>	<b>Plus4</b>	<b>Plus 5</b>
Strayer University	\$8,100	\$7,695	\$8,100	\$8,930	\$8,930	\$9,396
University of St. Francis (IL)	\$12,480	\$13,060	\$14,300	\$14,990	\$16,030	\$16,820
University of St. Francis (IN)	\$11,036	\$11,579	\$12,080	\$13,595	\$14,566	\$15,514
Newman University	\$9,000	\$9,000	\$10,148	\$11,180	\$12,010	\$13,198
Brescia University	\$8,790	\$9,040	\$9,390	\$9,690	\$10,130	\$10,600
Siena Heights University	\$10,972	\$11,771	\$12,400	\$13,000	\$13,630	\$14,630
Evangel University	\$8,044	\$9,410	\$9,830	\$10,150	\$10,150	\$11,345
Lindenwood University	\$9,950	\$10,400	\$10,800	\$11,200	\$11,200	\$11,200
Concordia University	\$11,310	\$11,876	\$12,470	\$13,468	\$14,546	\$16,000
New Jersey City University	\$4,112	\$4,357	\$4,643	\$5,063	\$5,556	\$6,051
New School University*	\$19,470	\$19,830	\$20,715	\$21,530	\$22,500	\$23,620
Eastern Oregon University	\$3,273	\$3,366	\$3,366	\$3,621	\$3,732	\$3,732
Marylhurst University	\$10,170	\$10,770	\$10,770	\$11,850	\$12,465	\$12,960
Marywood University	\$14,738	\$15,623	\$16,487	\$17,329	\$18,340	\$18,340
Southwestern Adventist University	\$8,786	\$9,062	\$9,410	\$10,020	\$10,628	\$11,156
Hollins University	\$15,600	\$16,460	\$16,960	\$17,470	\$18,200	\$20,200
Vanguard University of Southern California	\$12,560	\$13,310	\$14,224	\$15,428	\$16,188	\$18,858
Naropa University	\$12,330	\$11,528	\$15,056	\$15,850	\$16,850	\$15,988
Saint Leo University	\$11,850	\$12,390	\$12,770	\$13,370	\$13,570	\$14,080
Northwest Nazarene University	\$12,975	\$13,500	\$14,240	\$19,345	\$20,360	\$21,200
Cornerstone University	\$10,344	\$11,250	\$13,070	\$13,770	\$14,445	\$14,700
Capella University	\$11,000	\$11,000	\$13,300	\$19,175	\$24,000	\$25,200
North Central University	\$8,020	\$8,470	\$9,010	\$9,754	\$9,840	\$10,530
Rockhurst University	\$12,500	\$13,800	\$14,800	\$15,980	\$16,950	\$18,490
Philadelphia University	\$14,692	\$15,412	\$17,600	\$18,774	\$19,962	\$20,940
University of the Sciences in Philadelphia	\$14,180	\$15,580	\$17,125	\$19,338	\$20,958	\$22,648
Dominican University of California	\$17,256	\$18,120	\$20,320	\$22,250	\$24,254	\$25,950
Thomas University	\$7,870	\$7,870	\$8,390	\$8,990	\$9,800	\$10,570
National University of Health Sciences	\$11,750	\$12,500	\$14,674	\$15,407	no report	\$6,980
Graceland University	\$12,230	\$13,025	\$13,900	\$14,800	\$15,150	\$16,150
William Penn University	\$12,770	\$13,270	\$13,670	\$14,190	\$14,604	\$15,334
Bellarmino University	\$13,590	\$15,560	\$16,840	\$18,490	\$19,950	\$21,500
Sullivan University	\$10,080	\$10,740	\$11,280	\$11,760	\$12,240	\$12,900
Davenport University	\$9,180	\$6,969	\$8,091	\$8,136	\$8,476	\$8,798
Finlandia University	\$11,700	\$12,150	\$12,600	\$13,750	\$14,700	\$15,434
Northwestern Health Sciences University	\$11,170	\$11,560	\$12,100	\$13,082	\$20,355	\$21,243
Drury University	\$10,950	\$11,960	\$12,290	\$12,995	\$13,904	\$14,669
Park University	\$4,950	\$5,160	\$5,520	\$6,000	\$6,480	\$6,870
Cedarville University	\$11,562	\$12,624	\$13,696	\$13,696	\$15,030	\$17,120
University of Northwestern Ohio	\$6,705	\$6,705	\$7,200	\$9,860	\$10,550	\$10,700
Viterbo University	\$13,050	\$13,630	\$14,300	\$5,320	\$15,990	\$16,660
Notre Dame de Namur University	\$18,200	\$19,100	\$20,500	\$21,350	\$22,780	\$23,850
Southern California University of Health Science	\$18,990	\$19,770	\$19,900	\$20,760	\$21,798	\$22,779
Webber International University	\$10,300	\$11,330	\$12,000	\$12,900	\$13,950	\$15,900
Brigham Young University – Idaho	\$2,480	\$2,480	\$2,554	\$2,640	\$2,750	\$2,890
Argosy University*	\$17,640	\$8,280	\$10,800	\$12,960	\$14,810	\$15,550
Briar Cliff University	\$14,550	\$15,540	\$15,960	\$16,560	\$17,490	\$16,714

<b>New Name</b>	<b>Zero Year</b>	<b>Plus 1</b>	<b>Plus 2</b>	<b>Plus 3</b>	<b>Plus4</b>	<b>Plus 5</b>
Concordia University	\$14,700	\$16,650	\$16,650	\$16,983	\$17,493	\$18,940
Spring Arbor University	\$13,176	\$13,800	\$14,700	\$15,700	\$16,666	\$17,386
Southern New Hampshire University	\$16,786	\$17,656	\$18,564	\$18,984	\$20,184	\$21,384
Elon University	\$14,560	\$15,505	\$16,570	\$17,555	\$18,949	\$20,441
David N. Myers University	\$9,450	\$10,380	\$11,160	\$11,700	\$12,300	\$10,800
Union Institute and University	\$6,912	\$7,224	\$10,500	\$8,040	\$8,832	\$9,456
Oklahoma Wesleyan University	\$10,400	\$11,880	\$12,150	\$12,200	\$12,900	\$13,700
Arcadia University	\$18,670	\$19,940	\$21,270	\$22,270	\$24,270	\$25,900
Philadelphia Biblical University	\$11,100	\$11,900	\$12,745	\$13,495	\$14,500	\$15,875
Schreiner University	\$12,118	\$13,002	\$13,640	\$14,440	\$14,742	\$15,479
Averett University	\$14,990	\$16,800	\$17,600	\$18,430	\$19,040	\$19,762
Mountain State University	\$4,320	\$4,560	\$5,040	\$5,400	\$5,880	\$6,240

\*Represents tuition at main campus site only.

**APPENDIX AX: COLLEGE-TO-UNIVERSITY CHANGES 1996 – 2001**  
**INCREMENTAL TUTION CHANGES FIVE YEARS PRIOR TO CHANGE**

**APPENDIX AX: COLLEGE-TO-UNIVERSITY CHANGES 1996 – 2001  
INCREMENTAL TUTION CHANGES FIVE YEARS PRIOR TO CHANGE**

<b>New Name</b>	<b>MT4-T5</b>	<b>MT3-T4</b>	<b>MT2-T3</b>	<b>MT1-T2</b>	<b>T0-MT1</b>
Western University of Health Sciences	0.1311	0.0096	0.0050	0.1220	0.0552
Albany State University	0.0304	0.0237	0.1287	-0.0505	0.2986
Armstrong Atlantic State University	0.0368	0.0309	0.0351	0.0591	0.0681
Augusta State University	0.0342	0.0324	0.0251	0.0478	0.0526
Columbus State University	0.0425	0.0356	0.0331	0.2015	0.2387
Fort Valley State University	0.2500	0.0776	0.0309	0.0000	0.1129
Georgia Southwestern State University	0.0456	0.0685	0.0068	0.0851	0.0587
Kennesaw State University	0.0265	0.0311	0.0295	0.1065	0.1115
Savannah State University	0.3381	0.0332	0.0436	0.0809	0.0840
Southern Polytechnic State University	0.0341	0.0652	0.0243	0.0426	0.0511
State University of West Georgia	0.2505	0.1388	0.0229	-0.0556	-0.1253
Benedictine University	0.0501	0.0689	0.0417	0.0505	0.0553
Campbellsville University	-0.2969	0.0593	0.0594	0.0594	0.0592
Pfeiffer University	0.0596	0.0595	0.0549	0.0405	0.0300
Trevecca Nazarene University	0.0874	0.0701	0.0571	0.1165	0.1003
Texas Lutheran University	0.0704	0.0906	0.0590	0.0843	0.1114
University of the Incarnate Word	0.0833	0.0577	0.0715	0.0747	0.0774
Wheeling Jesuit University	0.0678	0.0953	0.0500	0.1429	0.0833
WVU Institute of Technology	0.1103	0.1015	0.0505	0.0500	0.0162
Claremont Graduate University	0.0652	0.0599	0.0565	0.0507	0.0456
Fresno Pacific University	0.0568	0.0645	0.0606	0.0714	0.1111
Hope International University	0.0317	0.0923	0.1014	0.0793	0.0604
Colorado Technical University*	0.0400	0.0336	0.0356	0.0081	0.0152
Clayton College & State University	0.0389	0.0348	0.0930	0.0887	0.2856
Georgia College & State University	0.0380	0.0289	0.0442	2.1676	-0.6420
Life University	0.0000	-0.5624	-0.1648	0.2801	0.0412
North Georgia College and State University	0.2500	0.0572	0.0410	0.0706	0.0491
Dominican University	0.1353	0.0425	0.0547	0.0388	0.0747
North Park University	0.0615	0.0492	0.0556	0.0467	0.0568
MidAmerica Nazarene University	0.0755	0.0909	0.1591	0.0933	0.0958
Concordia University, St. Paul	0.0300	0.1327	0.0300	0.0499	0.0550
Rowan University	0.0132	0.1177	0.0960	0.1055	0.1307
Rogers State University	0.0245	0.0748	0.0556	-0.0014	0.0351
St. Gregory's University	0.0273	0.1369	0.0656	0.0701	0.3007
Southern Oregon University	0.0724	0.0592	0.0439	0.0000	0.0865
Western Oregon University	0.0641	0.0682	0.0585	0.1079	-0.0762
National American University	0.0620	0.0576	0.0746	0.0525	0.0963
Lee University	0.0715	0.0114	0.0718	0.0522	0.0333
Southern Adventist University	0.0651	0.0533	0.0554	0.0401	0.0476
Texas A & M University – Baylor College of the Dentistry	0.0018	0.0109	0.0791	0.0000	0.1225
Cardinal Stritch University	0.0435	0.0417	0.0400	0.0769	0.1250
Athens State University	0.0286	0.0278	0.0271	0.1054	-0.1127
California Baptist University	0.2520	0.0000	0.0000	-0.0591	0.0515
Point Loma Nazarene University	0.0805	0.0553	0.0868	0.0541	0.0149

New Name	MT4-T5	MT3-T4	MT2-T3	MT1-T2	T0-MT1
Strayer University	0.3077	-0.0588	0.0000	0.0625	0.0588
University of St. Francis (IL)	0.0978	0.0601	0.0595	0.0651	0.0444
University of St. Francis (IN)	0.0704	0.1015	0.0702	0.0479	0.0304
Newman University	0.0447	0.0506	0.0519	0.0563	0.0000
Brescia University	0.1194	0.0400	0.0769	0.0202	0.0257
Siena Heights University	0.0476	0.0422	0.0332	0.0503	0.0500
Evangel University	0.0328	0.0441	0.0438	0.0079	0.0474
Lindenwood University	0.0473	0.0430	0.0103	0.0153	0.0000
Concordia University	0.0816	0.0304	0.0707	-0.6374	2.0734
New Jersey City University	0.0880	0.0422	0.0608	0.1427	0.0742
New School University*	0.0690	0.0639	0.0690	0.0628	0.0951
Eastern Oregon University	0.0659	0.0477	0.0901	0.0228	0.0130
Marylhurst University	0.0163	0.0401	0.0402	0.0483	0.0415
Marywood University	0.0803	0.0699	0.0327	0.0608	0.0992
Southwestern Adventist University	0.0908	0.0147	0.0342	0.0511	0.0460
Hollins University	0.0402	0.0393	0.0400	0.0350	0.0352
Vanguard University of Southern California	0.0492	0.1149	0.5022	-0.2579	0.0118
Naropa University	0.1444	-0.1478	0.0478	0.2348	0.0856
Saint Leo University	0.0328	0.0486	0.0608	0.0083	0.0358
Northwest Nazarene University	0.0949	0.0485	0.0388	0.0262	0.0417
Cornerstone University	0.0969	0.0777	0.1667	0.0610	0.0317
Capella University	no report	no report	0.0714	0.0476	0.0000
North Central University	0.0739	0.1016	0.0920	0.0361	0.0348
Rockhurst University	0.0748	0.0784	0.0500	0.0303	0.0504
Philadelphia University	0.0681	0.0389	0.0590	0.0501	0.0390
University of the Sciences in Philadelphia	0.0398	0.0494	0.0779	0.0218	0.0442
Dominican University of California	0.0353	0.0640	0.0353	0.0424	0.0451
Thomas University	0.1875	0.0526	0.2733	0.3735	0.0000
National University of Health Sciences	0.0260	0.0666	0.0000	0.0708	0.0444
Graceland University	0.0482	0.0508	0.0419	0.0446	0.0453
William Penn University	0.0082	0.0000	0.0291	0.0534	0.0709
Bellarmino University	0.0806	0.0514	0.0691	0.0905	0.0743
Sullivan University	0.0441	0.0493	0.0336	0.0390	0.0500
Davenport University	0.0588	0.0278	0.0270	0.0395	0.1620
Finlandia University	0.0000	0.0400	0.0506	0.0867	0.0372
Northwestern Health Sciences University	0.0392	0.0398	0.0523	0.0524	-0.0236
Drury University	0.0440	0.0516	0.0160	0.0296	0.0478
Park University	0.0526	0.0500	0.0408	0.0392	0.0377
Cedarville University	0.0192	0.0000	0.2349	0.0667	0.0759
University of Northwestern Ohio	-0.1416	0.0500	0.2731	0.0286	0.0366
Viterbo University	0.0704	0.0320	0.0496	0.0937	0.0448
Notre Dame de Namur University	0.0400	0.0400	0.0401	0.0477	0.0723
Southern California University of Health Science	0.1474	-0.1097	0.0300	0.0927	0.0520
Webber International University	0.1060	0.0346	0.0502	0.2132	0.0404
Brigham Young University – Idaho	0.0428	0.0359	0.0396	0.0381	0.1376
Argosy University*	-0.2610	0.3925	0.0000	0.0435	0.0500
Briar Cliff University	0.0399	0.0460	0.0342	0.0946	0.0475

New Name	MT4-T5	MT3-T4	MT2-T3	MT1-T2	T0-MT1
Concordia University	0.0349	0.0295	0.0574	0.0388	0.0970
Spring Arbor University	0.0378	0.0391	0.0545	0.0517	0.0800
Southern New Hampshire University	0.0678	0.0455	0.0169	0.1304	0.0760
Elon University	0.0820	0.0524	0.0616	0.0513	0.0741
David N. Myers University	0.0333	0.2581	0.0513	0.0683	0.0788
Union Institute and University	0.0614	0.0248	0.0565	0.0382	0.0588
Oklahoma Wesleyan University	0.0658	0.0617	0.0698	0.0000	0.1304
Arcadia University	0.0652	0.0253	0.0394	0.0563	0.0471
Philadelphia Biblical University	0.0659	0.0439	0.0410	0.0449	0.0719
Schreiner University	0.0190	0.0596	0.0477	0.0682	0.0322
Averett University	0.0549	0.0388	0.0470	0.0438	0.0564
Mountain State University	0.0714	0.0333	0.0323	0.0625	0.0588

\*Represents tuition at main campus site only.

**APPENDIX AY: COLLEGE-TO-UNIVERSITY CHANGES 1996 – 2001**  
**INCREMENTAL TUTION CHANGES FIVE YEARS AFTER CHANGE**

**APPENDIX AY: COLLEGE-TO-UNIVERSITY CHANGES 1996 – 2001  
INCREMENTAL TUTION CHANGES FIVE YEARS AFTER CHANGE**

<b>New Name</b>	<b>PT1-T0</b>	<b>PT2-T1</b>	<b>PT3-T2</b>	<b>PT4-T3</b>	<b>PT5-T4</b>
Western University of Health Sciences	0.0531	0.0508	0.0488		
Albany State University	-0.1387	-0.0250	0.0913	0.0611	0.0325
Armstrong Atlantic State University	0.0686	0.0296	1.6851	-0.5867	0.0321
Augusta State University	0.0700	0.0332	0.0462	0.0692	0.0252
Columbus State University	-0.2110	0.0407	0.0574	0.0627	0.0361
Fort Valley State University	0.0574	0.0274	0.0352	0.0514	0.0232
Georgia Southwestern State University	0.4301	-0.2411	1.5233	0.0462	0.0346
Kennesaw State University	0.0502	0.0265	0.0301	0.0429	0.0621
Savannah State University	0.0465	-0.0013	0.0584	0.0586	0.3540
Southern Polytechnic State University	0.0794	0.0260	0.0410	0.0675	0.0334
State University of West Georgia	0.0407	0.0425	0.0426	0.0000	-0.4516
Benedictine University	0.0301	0.0509	0.0873	0.0584	0.0207
Campbellsville University	0.0588	0.0556	0.0526	0.1125	0.1011
Pfeiffer University	0.0600	0.0422	0.0600	0.0494	0.0603
Trevecca Nazarene University	0.0632	0.0376	0.0503	0.0511	0.0304
Texas Lutheran University	0.0893	0.0488	0.0458	0.1052	0.0772
University of the Incarnate Word	0.0357	0.0566	0.0848	0.0486	0.0377
Wheeling Jesuit University	0.0769	0.0357	0.0345	0.0667	0.0625
WVU Institute of Technology	0.0477	0.0819	0.0320	0.0317	0.0388
Claremont Graduate University	0.0451	0.0280	0.0000	0.1047	0.0368
Fresno Pacific University	0.0138	0.0377	0.0608	0.0681	0.0872
Hope International University	0.1061	0.1091	0.0838	0.1050	0.0977
Colorado Technical University*	0.1285	0.1850	-0.0203	0.0076	-0.1834
Clayton College & State University	0.1081	0.0297	0.0418	-0.1751	0.0491
Georgia College & State University	0.0349	0.0365	0.0650	0.2858	0.0350
Life University	0.0000	0.1360	0.1737	0.0000	0.3333
North Georgia College and State University	0.0341	0.0000	0.4095	-0.1655	0.2159
Dominican University	0.0502	0.0485	0.0393	0.0594	0.0650
North Park University	0.0497	0.0493	0.0451	0.0520	0.0500
MidAmerica Nazarene University	0.0657	0.0348	0.0565	0.0517	0.0552
Concordia University, St. Paul	0.0566	0.0302	0.5270	0.0573	-0.1770
Rowan University	0.0731	0.0813	0.0866	0.0810	0.1521
Rogers State University	0.0000	0.1901	-0.0593	0.0497	0.0711
St. Gregory's University	-0.0160	0.0688	0.0409	0.1388	0.0400
Southern Oregon University	-0.0019	0.0113	0.0417	0.0267	0.0000
Western Oregon University	0.0468	0.0244	0.0201	0.0952	0.0164
National American University	-0.0331	0.0135	0.0000	0.0664	0.0197
Lee University	0.0441	0.0810	0.0638	0.1248	0.0000
Southern Adventist University	0.0593	0.0049	0.0718	0.0516	0.0525
Texas A & M University – Baylor College of the Dentistry	-0.1198	0.0233	0.0880	0.0909	0.0117
Cardinal Stritch University	0.0413	0.0480	0.0618	0.0942	0.0391
Athens State University	0.0601	0.0467	0.1377	0.1202	0.2370
California Baptist University	0.0823	0.0707	0.0870	0.1035	0.0754
Point Loma Nazarene University	0.0772	0.0524	0.0669	0.0627	0.1378



New Name	PT1-T0	PT2-T1	PT3-T2	PT4-T3	PT5-T4
Strayer University	-0.0500	0.0526	0.1025	0.0000	0.0522
University of St. Francis (IL)	0.0465	0.0949	0.0483	0.0694	0.0493
University of St. Francis (IN)	0.0492	0.0433	0.1254	0.0714	0.0651
Newman University	0.0000	0.1276	0.1017	0.0742	0.0989
Brescia University	0.0284	0.0387	0.0319	0.0454	0.0464
Siena Heights University	0.0728	0.0534	0.0484	0.0485	0.0734
Evangel University	0.1698	0.0446	0.0326	0.0000	0.1177
Lindenwood University	0.0452	0.0385	0.0370	0.0000	0.0000
Concordia University	0.0500	0.0500	0.0800	0.0800	0.1000
New Jersey City University	0.0596	0.0656	0.0905	0.0974	0.0891
New School University*	0.0185	0.0446	0.0393	0.0451	0.0498
Eastern Oregon University	0.0284	0.0000	0.0758	0.0307	0.0000
Marylhurst University	0.0590	0.0000	0.1003	0.0519	0.0397
Marywood University	0.0600	0.0553	0.0511	0.0583	0.0000
Southwestern Adventist University	0.0314	0.0384	0.0648	0.0607	0.0497
Hollins University	0.0551	0.0304	0.0301	0.0418	0.1099
Vanguard University of Southern California	0.0597	0.0687	0.0846	0.0493	0.1649
Naropa University	-0.0650	0.3060	0.0527	0.0631	-0.0512
Saint Leo University	0.0456	0.0307	0.0470	0.0150	0.0376
Northwest Nazarene University	0.0405	0.0548	0.3585	0.0525	0.0413
Cornerstone University	0.0876	0.1618	0.0536	0.0490	0.0177
Capella University	0.0000	0.2091	0.4417	0.2516	0.0500
North Central University	0.0561	0.0638	0.0826	0.0088	0.0701
Rockhurst University	0.1040	0.0725	0.0797	0.0607	0.0909
Philadelphia University	0.0490	0.1420	0.0667	0.0633	0.0490
University of the Sciences in Philadelphia	0.0987	0.0992	0.1292	0.0838	0.0806
Dominican University of California	0.0501	0.1214	0.0950	0.0901	0.0699
Thomas University	0.0000	0.0661	0.0715	0.0901	0.0786
National University of Health Sciences	0.0638	0.1739	0.0500		-0.5470
Graceland University	0.0650	0.0672	0.0647	0.0236	0.0660
William Penn University	0.0392	0.0301	0.0380	0.0292	0.0500
Bellarmino University	0.1450	0.0823	0.0980	0.0790	0.0777
Sullivan University	0.0655	0.0503	0.0426	0.0408	0.0539
Davenport University	-0.2408	0.1610	0.0056	0.0418	0.0380
Finlandia University	0.0385	0.0370	0.0913	0.0691	0.0499
Northwestern Health Sciences University	0.0349	0.0467	0.0812	0.5560	0.0436
Drury University	0.0922	0.0276	0.0574	0.0699	0.0550
Park University	0.0424	0.0698	0.0870	0.0800	0.0602
Cedarville University	0.0919	0.0849	0.0000	0.0974	0.1391
University of Northwestern Ohio	0.0000	0.0738	0.3694	0.0700	0.0142
Viterbo University	0.0444	0.0492	-0.6280	2.0056	0.0419
Notre Dame de Namur University	0.0495	0.0733	0.0415	0.0670	0.0470
Southern California University of Health Science	0.0411	0.0066	0.0432	0.0500	0.0450
Webber International University	0.1000	0.0591	0.0750	0.0814	0.1398
Brigham Young University – Idaho	0.0000	0.0298	0.0337	0.0417	0.0509
Argosy University*	-0.5306	0.3043	0.2000	0.1427	0.0500
Briar Cliff University	0.0680	0.0270	0.0376	0.0562	-0.0444

New Name	PT1-T0	PT2-T1	PT3-T2	PT4-T3	PT5-T4
Concordia University	0.1327	0.0000	0.0200	0.0300	0.0827
Spring Arbor University	0.0474	0.0652	0.0680	0.0615	0.0432
Southern New Hampshire University	0.0518	0.0514	0.0226	0.0632	0.0595
Elon University	0.0649	0.0687	0.0594	0.0794	0.0787
David N. Myers University	0.0984	0.0751	0.0484	0.0513	-0.1220
Union Institute and University	0.0451	0.4535	-0.2343	0.0985	0.0707
Oklahoma Wesleyan University	0.1423	0.0227	0.0041	0.0574	0.0620
Arcadia University	0.0680	0.0667	0.0470	0.0898	0.0672
Philadelphia Biblical University	0.0721	0.0710	0.0588	0.0745	0.0948
Schreiner University	0.0729	0.0491	0.0587	0.0209	0.0500
Averett University	0.1207	0.0476	0.0472	0.0331	0.0379
Mountain State University	0.0556	0.1053	0.0714	0.0889	0.0612

\*Represents tuition at main campus site only.

**APPENDIX AZ: COLLEGE-TO-UNIVERSITY CHANGES 1996 – 2001 MEAN  
OF INCREMENTAL TUITION CHANGES**

**APPENDIX AZ: COLLEGE-TO-UNIVERSITY CHANGES 1996 – 2001**  
**MEAN OF INCREMENTAL TUITION CHANGES**

<b>New Name</b>	<b>Pre Event</b>	<b>Post Event</b>
Western University of Health Sciences	0.0646	0.0509
Albany State University	0.0862	0.0042
Armstrong Atlantic State University	0.0460	0.2458
Augusta State University	0.0384	0.0488
Columbus State University	0.1103	-0.0028
Fort Valley State University	0.0943	0.0389
Georgia Southwestern State University	0.0529	0.3586
Kennesaw State University	0.0610	0.0424
Savannah State University	0.1160	0.1032
Southern Polytechnic State University	0.0435	0.0495
State University of West Georgia	0.0463	-0.0651
Benedictine University	0.0533	0.0495
Campbellsville University	-0.0119	0.0761
Pfeiffer University	0.0489	0.0544
Trevecca Nazarene University	0.0863	0.0465
Texas Lutheran University	0.0831	0.0732
University of the Incarnate Word	0.0729	0.0527
Wheeling Jesuit University	0.0879	0.0553
WVU Institute of Technology	0.0657	0.0464
Claremont Graduate University	0.0556	0.0429
Fresno Pacific University	0.0729	0.0535
Hope International University	0.0730	0.1004
Colorado Technical University*	0.0265	0.0235
Clayton College & State University	0.1082	0.0107
Georgia College & State University	0.3273	0.0914
Life University	-0.0812	0.1286
North Georgia College and State University	0.0936	0.0988
Dominican University	0.0692	0.0525
North Park University	0.0540	0.0492
MidAmerica Nazarene University	0.1029	0.0528
Concordia University, St. Paul	0.0595	0.0988
Rowan University	0.0926	0.0948
Rogers State University	0.0377	0.0503
St. Gregory's University	0.1201	0.0545
Southern Oregon University	0.0524	0.0156
Western Oregon University	0.0445	0.0406
National American University	0.0686	0.0133
Lee University	0.0481	0.0627
Southern Adventist University	0.0523	0.0480
Texas A & M University – Baylor College of the Dentistry	0.0429	0.0188
Cardinal Stritch University	0.0654	0.0569
Athens State University	0.0153	0.1203
California Baptist University	0.0489	0.0838
Point Loma Nazarene University	0.0583	0.0794

New Name	Pre Event	Post Event
Strayer University	0.0740	0.0315
University of St. Francis (IL)	0.0654	0.0617
University of St. Francis (IN)	0.0641	0.0709
Newman University	0.0407	0.0805
Brescia University	0.0564	0.0382
Siena Heights University	0.0447	0.0593
Evangel University	0.0352	0.0729
Lindenwood University	0.0232	0.0241
Concordia University	0.3237	0.0720
New Jersey City University	0.0816	0.0804
New School University*	0.0720	0.0395
Eastern Oregon University	0.0479	0.0270
Marylhurst University	0.0373	0.0502
Marywood University	0.0686	0.0450
Southwestern Adventist University	0.0473	0.0490
Hollins University	0.0379	0.0535
Vanguard University of Southern California	0.0840	0.0854
Naropa University	0.0730	0.0611
Saint Leo University	0.0373	0.0352
Northwest Nazarene University	0.0500	0.1095
Cornerstone University	0.0868	0.0739
Capella University	0.0397	0.1905
North Central University	0.1128	0.0563
Rockhurst University	0.0568	0.0815
Philadelphia University	0.0510	0.0740
University of the Sciences in Philadelphia	0.0466	0.0983
Dominican University of California	0.0444	0.0853
Thomas University	0.1774	0.0613
National University of Health Sciences	0.0416	-0.0648
Graceland University	0.0462	0.0573
William Penn University	0.0323	0.0373
Bellarmino University	0.0732	0.0964
Sullivan University	0.0432	0.0506
Davenport University	0.0630	0.0011
Finlandia University	0.0429	0.0572
Northwestern Health Sciences University	0.0320	0.1525
Drury University	0.0378	0.0604
Park University	0.0441	0.0679
Cedarville University	0.0793	0.0826
University of Northwestern Ohio	0.0494	0.1055
Viterbo University	0.0581	0.3026
Notre Dame de Namur University	0.0480	0.0556
Southern California University of Health Science	0.0425	0.0372
Webber International University	0.0889	0.0911
Brigham Young University – Idaho	0.0588	0.0312
Argosy University*	0.0450	0.0333
Briar Cliff University	0.0524	0.0289

<b>New Name</b>	<b>Pre Event</b>	<b>Post Event</b>
Concordia University	0.0515	0.0531
Spring Arbor University	0.0526	0.0571
Southern New Hampshire University	0.0673	0.0497
Elon University	0.0643	0.0702
David N. Myers University	0.0979	0.0303
Union Institute and University	0.0479	0.0867
Oklahoma Wesleyan University	0.0655	0.0577
Arcadia University	0.0467	0.0677
Philadelphia Biblical University	0.0535	0.0742
Schreiner University	0.0453	0.0503
Averett University	0.0482	0.0573
Mountain State University	0.0517	0.0765

\*Represents tuition at main campus site only.

**APPENDIX BA: COLLEGE-TO-UNIVERSITY CHANGES 1996 – 2001**  
**INSTITUTIONS BY INDEPENDENT VARIABLES**

**APPENDIX BA: COLLEGE-TO-UNIVERSITY CHANGES 1996 – 2001  
INSTITUTIONS BY INDEPENDENT VARIABLES**

<b>New Name</b>	<b>Accreditation</b>	<b>Size</b>	<b>Change</b>	<b>Control</b>
Western University of Health Sciences	WASC	Small	Major	Independent
Albany State University	SACS	Medium	Minor-Simple	State
Armstrong Atlantic State University	SACS	Large	Minor-Complex	State
Augusta State University	SACS	Large	Minor-Simple	State
Columbus State University	SACS	Large	Minor-Complex	State
Fort Valley State University	SACS	Medium	Minor-Simple	State
Georgia Southwestern State University	SACS	Medium	Minor-Complex	State
Kennesaw State University	SACS	Large	Minor-Simple	State
Savannah State University	SACS	Medium	Minor-Simple	State
Southern Polytechnic State University	SACS	Medium	Minor-Complex	State
State University of West Georgia	SACS	Large	Minor-Complex	State
Benedictine University	HLCNCA	Medium	Minor-Complex	Religious
Campbellsville University	SACS	Small	Minor-Simple	Religious
Pfeiffer University	SACS	Small	Minor-Simple	Religious
Trevecca Nazarene University	SACS	Small	Minor-Simple	Religious
Texas Lutheran University	SACS	Small	Minor-Simple	Religious
University of the Incarnate Word	SACS	Medium	Minor-Complex	Religious
Wheeling Jesuit University	HLCNCA	Small	Minor-Simple	Religious
WVU Institute of Technology	HLCNCA	Medium	Minor-Complex	State
Claremont Graduate University	WASC	Medium	Minor-Simple	Independent
Fresno Pacific University	WASC	Small	Minor-Simple	Religious
Hope International University	WASC	Small	Major	Independent
Colorado Technical University	HLCNCA	Small	Minor-Simple	Proprietary
Clayton College & State University	SACS	Medium	Minor-Complex	State
Georgia College & State University	SACS	Large	Minor-Complex	State
Life University	SACS	Medium	Minor-Simple	Independent
North Georgia College and State University	SACS	Medium	Minor-Complex	State
Dominican University	HLCNCA	Small	Major	Religious
North Park University	HLCNCA	Small	Minor-Complex	Religious
MidAmerica Nazarene University	HLCNCA	Small	Minor-Simple	Religious
Concordia University, St. Paul	HLCNCA	Small	Minor-Simple	Religious
Rowan University	MSCHE	Large	Minor-Complex	State
Rogers State University	HLCNCA	Medium	Minor-Complex	State
St. Gregory's University	HLCNCA	Small	Minor-Simple	Religious
Southern Oregon University	NWCCU	Medium	Minor-Complex	State
Western Oregon University	NWCCU	Medium	Minor-Complex	State
National American University	HLCNCA	Medium	Minor-Complex	Proprietary
Lee University	SACS	Medium	Minor-Simple	Religious
Southern Adventist University	SACS	Small	Minor-Complex	Religious
Texas A & M University - Baylor College of the Denistry	SACS	Small	Minor-Complex	State
Cardinal Stritch University	HLCNCA	Large	Minor-Simple	Religious
Athens State University	SACS	Medium	Minor-Simple	State
California Baptist University	WASC	Medium	Minor-Simple	Religious
Point Loma Nazarene University	WASC	Medium	Minor-Simple	Religious



New Name	Accreditation	Size	Change	Control
Strayer University	MSCHE	Large	Minor-Simple	Proprietary
University of St. Francis	HLCNCA	Medium	Minor-Simple	Religious
University of St. Francis	HLCNCA	Small	Minor-Complex	Religious
Newman University	HLCNCA	Small	Minor-Complex	Religious
Brescia University	SACS	Small	Minor-Simple	Religious
Siena Heights University	HLCNCA	Small	Minor-Simple	Religious
Evangel University	HLCNCA	Small	Minor-Simple	Religious
Lindenwood University	HLCNCA	Medium	Minor-Simple	Independent
Concordia University	HLCNCA	Small	Minor-Complex	Religious
New Jersey City University	MSCHE	Large	Minor-Complex	State
New School University	MSCHE	Large	Minor-Complex	Independent
Eastern Oregon University	NWCCU	Small	Minor-Complex	State
Marylhurst University	NWCCU	Small	Minor-Complex	Independent
Marywood University	MSCHE	Medium	Minor-Simple	Religious
Southwestern Adventist University	SACS	Small	Minor-Simple	Religious
Hollins University	SACS	Small	Minor-Simple	Independent
Vanguard University of Southern California	WASC	Small	Major	Religious
Naropa University	HLCNCA	Small	Minor-Simple	Independent
Saint Leo University	SACS	Large	Minor-Simple	Religious
Northwest Nazarene University	NWCCU	Small	Minor-Simple	Religious
Cornerstone University	HLCNCA	Small	Minor-Complex	Independent
Capella University	HLCNCA	Small	Major	Proprietary
North Central University	HLCNCA	Small	Minor-Complex	Religious
Rockhurst University	HLCNCA	Medium	Minor-Simple	Religious
Philadelphia University	MSCHE	Medium	Major	Independent
University of the Sciences in Philadelphia	MSCHE	Medium	Major	Independent
Dominican University of California	WASC	Small	Minor-Complex	Independent
Thomas University	SACS	Small	Minor-Simple	Independent
National University of Health Sciences	HLCNCA	Small	Minor-Complex	Independent
Graceland University	HLCNCA	Medium	Minor-Simple	Religious
William Penn University	HLCNCA	Small	Minor-Simple	Religious
Bellarmino University	SACS	Medium	Minor-Simple	Independent
Sullivan University	SACS	Medium	Minor-Simple	Proprietary
Davenport University	HLCNCA	Large	Minor-Complex	Independent
Finlandia University	HLCNCA	Small	Major	Religious
Northwestern Health Sciences University	HLCNCA	Small	Minor-Complex	Independent
Drury University	HLCNCA	Medium	Minor-Simple	Independent
Park University	HLCNCA	Large	Minor-Simple	Religious
Cedarville University	HLCNCA	Medium	Minor-Simple	Religious
University of Northwestern Ohio	HLCNCA	Medium	Minor-Complex	Independent
Viterbo University	HLCNCA	Small	Minor-Simple	Religious
Notre Dame de Namur University	WASC	Small	Minor-Complex	Independent
Southern California University of Health Science	WASC	Small	Major	Independent
Webber International University	SACS	Small	Minor-Complex	Independent
Brigham Young University - Idaho	NWCCU	Large	Major	Religious
Argosy University	HLCNCA	Small	Major	Proprietary
Briar Cliff University	HLCNCA	Small	Minor-Simple	Religious

New Name	Accreditation	Size	Change	Control
Concordia University	HLCNCA	Small	Minor-Simple	Religious
Spring Arbor University	HLCNCA	Medium	Minor-Simple	Religious
Southern New Hampshire University	NEASC	Medium	Major	Independent
Elon University	SACS	Large	Minor-Simple	Religious
David N. Myers University	HLCNCA	Small	Minor-Simple	Independent
Union Institute and University	HLCNCA	Small	Minor-Complex	Independent
Oklahoma Wesleyan University	HLCNCA	Small	Major	Religious
Arcadia University	MSCHE	Medium	Major	Independent
Philadelphia Biblical University	MSCHE	Small	Minor-Complex	Independent
Schreiner University	SACS	Small	Minor-Simple	Religious
Averett University	SACS	Medium	Minor-Simple	Religious
Mountain State University	HLCNCA	Medium	Major	Independent

**James Martin Owston**  
**211 Beaver Avenue**  
**Beckley, WV 25801-6104**  
**Telephone: 304.575.3809**  
**Email: jowston@mountainstate.edu**

## **CURRICULUM VITAE**

### **Education**

Marshall University, Huntington, WV. EdD in educational leadership (2007).

Marshall University, Huntington, WV. EdS in leadership studies (1999).

West Virginia University, Morgantown, WV. MA in communication studies, minor in film (1992)

West Virginia Graduate College, Institute, WV. MA in humanities with a dual emphasis in media and history (1991).

Kentucky Christian College, Grayson, KY. BTh in Bible/religion with minors in language (Greek & Hebrew) and communication (1978), Cum Laude.

Kentucky Christian College, Grayson, KY. AB in Bible/religion with minors in Greek and communication (1977), Cum Laude.

Mountain State University, Beckley, WV. BS in interdisciplinary studies with a concentration in communication and broadcasting (2003).

Mountain State University, Beckley, WV. BS in interdisciplinary studies with a concentration in management of information systems (2003).

West Virginia University, Morgantown, WV. Graduate credits in educational leadership (1997-1999).

University of California at Los Angeles, Los Angeles, CA. Graduate credits in online curriculum development (1997).

Marshall University, Huntington, WV. Graduate credits in speech, broadcasting, & journalism (1978-1980).

Mississippi State University, Starkville, MS. Undergraduate credits in broadcast meteorology (1989-1990).

### **Professional Certifications:**

Blackboard/WebCT Senior Certified Trainer  
Blackboard CE/VISTA Product Specialist  
WebCT Certificate in Online Course Development

### **Administrative Experience:**

Mountain State University, 1994 – present. Positions held include:  
Senior Academic Officer for Instructional Technology 2006 to present.  
Associate Vice President for Instructional Technology 2004 – 2006

Assistant Vice President for Distributed Education 2003 – 2004  
Assistant Vice President for Online Curriculum Development 2001 – 2003  
Assistant Vice President for University Relations 2000 – 2001  
Director of Media Services 1997 – 2000  
Executive Assistant, Office of the President 1994 – 1997

**Teaching Experience:**

Mountain State University 1991 – present; adjunct instructor; distance learning instructor

Advanced web design (1998 – 2007)  
Business communication and presentation (2004 – 2007)  
Electronic presentations (2001 – 2007)  
English composition I (2006)  
English composition II (1994, 2006)  
Fundamentals of computer applications (2006)  
Healthcare communication (2003 – 2007)  
History of the Civil War (1998)  
Human potential (study skills) (1994 – 1999)  
Internet essentials (1998 – 2007)  
Introduction to human communication (2007)  
Introduction to Dreamweaver (2003 – 2007)  
Introduction to philosophy (1996 – 1998)  
Introduction to public speaking (1991 – 2007)  
Introduction to the Internet (1998 – 2007)  
Introduction to web design (1998 – 2007)  
Medical ethics (2006)  
US history 1865 to the present (1993)  
Web design practicum (1998 – 2007)  
World religions (1998 – 2001)

West Virginia State University 1993 – 1994; adjunct instructor  
Introduction to communication

Marshall University 1978 – 1980; graduate teaching assistant  
Introduction to speech communication

**Affiliations and Awards:**

Board of Directors, Friends of West Virginia Public Broadcasting  
North Central Association Assessment Academy, 2007  
Omicron-Psi (National Nontraditional Student Society)  
Alpha Epsilon Rho (National Honorary Broadcasting Society)  
Kentucky Christian College, honor medals 1977 & 1978  
Who's Who in American Colleges & Universities, 1976  
Mu Alpha Theta (National High School & Junior College Math Fraternity)

**Presentations:**

Developing the Developers: Experiences from a WebCT Certified Trainers Community; co-presenter with Lidia D. Haughey-Runkel, Charles W. Cosmato, Cheryl Jordan, Robert I. McDole, and Heather Untalan. WebCT Impact 2006 Conference, Chicago, IL. July 12, 2006.

Quantitative and Mixed Method Research; co-presenter with Dr. Barbara L. Nicholson.  
Marshall University Graduate College Doctoral Student Seminar. October 13, 2007.